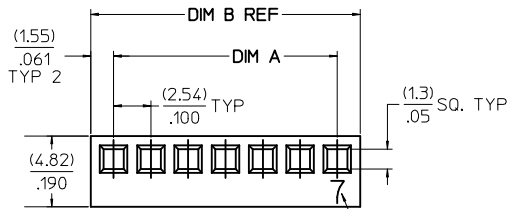
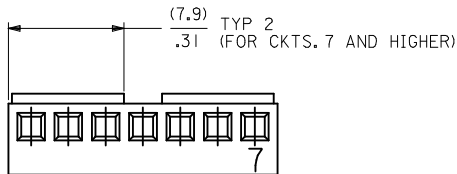
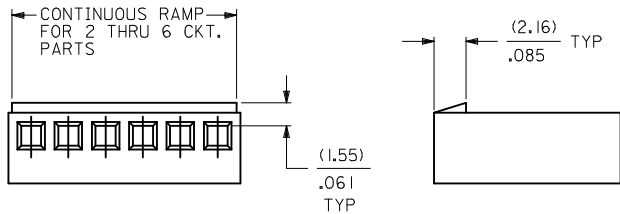
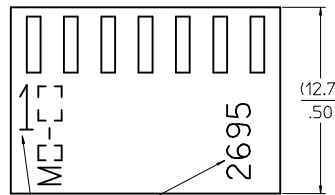


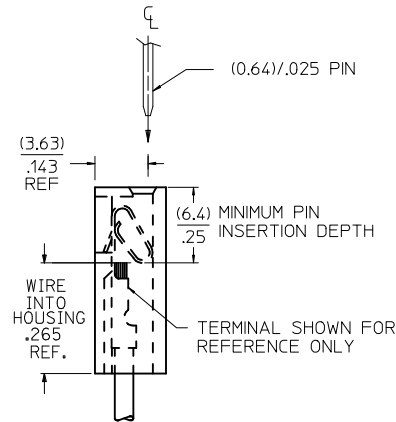
2695-NR



SEE NOTE 6

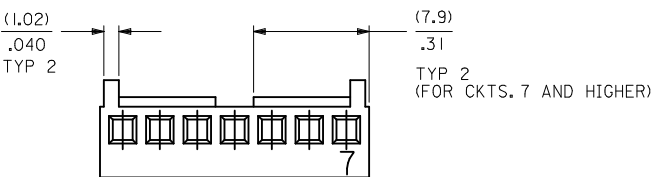
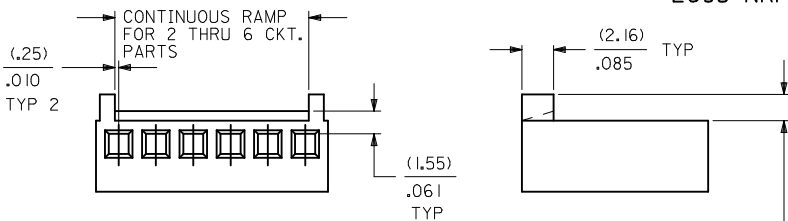


SEE NOTE 7



NO. OF CKT'S.	DIM. A	DIM. B
2	(2.54±0.05) .100±.002	(5.64) .222
3	(5.08±0.05) .200±.002	(8.18) .322
4	(7.62±0.08) .300±.003	(10.72) .422
5	(10.16±0.08) .400±.003	(13.26) .522
6	(12.70±0.10) .500±.004	(15.80) .622
7	(15.24±0.10) .600±.004	(18.34) .722
8	(17.78±0.13) .700±.005	(20.88) .822
9	(20.32±0.13) .800±.005	(23.42) .922
10	(22.86±0.13) .900±.005	(25.96) 1.022
11	(25.40±0.15) 1.000±.006	(28.50) 1.122
12	(27.94±0.15) 1.100±.006	(31.04) 1.222
13	(30.48±0.18) 1.200±.007	(33.58) 1.322
14	(33.02±0.18) 1.300±.007	(36.12) 1.422
15	(35.56±0.20) 1.400±.008	(38.66) 1.522
16	(38.10±0.20) 1.500±.008	(41.20) 1.622

2695-NRP



(1.80)  
.071  
TYP 2

NOTES:

- MATERIAL: A - NYLON, UL94V-0, COLOR: WHITE  
B - NYLON, UL94V-0, COLOR: BLACK
- FINISH: SEE TERMINAL DRAWING
- THIS HOUSING CONFORMS TO MOLEX PRODUCT SPECIFICATION PS-10-07.
- PACKAGING: PER PK-2695-001
- HOUSING TO BE USED WITH CRIMP TERMINAL SERIES 2759, 6459, AND 41572. PARTS MADE AFTER 4/19/2012 WILL ALSO ACCEPT 4809 AND 8088 SERIES TERMINALS. FOR USE WITH 22-30 GAUGE WIRE WITH (1.57) .062 DIAMETER MAXIMUM WIRE INSULATION.
- LAST CIRCUIT NUMBER NOT PRESENT ON 2-6 CKT AND MAY OR MAY NOT BE PRESENT ON 7-16 CKT SIZES.
- CIRCUIT NUMBER "1" AND ENGINEERING NUMBER TO APPEAR ON PARTS 3 CKTS. AND HIGHER.
- THIS PART CONFORMS TO CLASS B REQUIREMENTS OF COSMETIC SPECIFICATION PS-45499-002.

2695 - N \* \*

NO. OF. CIRCUITS  
VOID LOCATION  
SEE CHART

	OPTION CODE			MAT'L
	RAMP	POLARIZING RIBS		
BLANK	NO	NO		NOTE 1.A
R	YES	NO		NOTE 1.A
RP	YES	YES		NOTE 1.A
RP-BK	YES	YES		NOTE 1.B

2	AN
1	AN1
SHT.	REV.

ADD 363 REF  
LEC NO: UCF2014-0496  
DRAWN/KIPER  
CHKD: BELL  
APPR: FSW TH  
2013/08/05  
2013/08/06

QUALITY SYMBOLS	GENERAL TOLERANCES (UNLESS SPECIFIED)	DIMENSION STYLE	SCALE	DESIGN UNITS	THIRD ANGLE PROJECTION	TITLE	
						MM/IN	INCH
▽=0	4 PLACES ±.005	MM/IN	6:1	INCH	⊙	PEREZ-ARGUET 1988/02/25	(2.54)/100 HOUSING FOR KK CRIMP TYPE TERMINALS 2695 SERIES DRAWING
▽=0	3 PLACES ±.01					DATE	
▽=0	2 PLACES ±0.13 ±.01					PATEL 1988/02/25	
	1 PLACE ±0.25 ±.01					APPROVED BY DATE	
	0 PLACE ±					LENZ 1988/02/25	
ANGULAR ±1/2°						MATERIAL NO.	DOCUMENT NO.
DRAFT WHERE APPLICABLE MUST REMAIN WITHIN DIMENSIONS						SEE CHART	SD-2695
SIZE D						THIS DRAWING CONTAINS INFORMATION THAT IS PROPRIETARY TO MOLEX INCORPORATED AND SHOULD NOT BE USED WITHOUT WRITTEN PERMISSION	

SHEET NO. 1 OF 2

2695-N			2695-NR			2695-NRP		
PART NO.	ENG NO.	VOID	PART NO.	ENG NO.	VOID	PART NO.	ENG NO.	VOID
22-01-2021	2695-2		22-01-2027	2695-2R		22-01-3027	2695-2RP	
22-01-2031	2695-3		22-01-2037	2695-3R		22-01-3037	2695-3RP	
22-01-2041	2695-4		22-01-2047	2695-4R		22-01-3047	2695-4RP	
22-01-2051	2695-5		22-01-2057	2695-5R		22-01-3057	2695-5RP	
22-01-2061	2695-6		22-01-2067	2695-6R		22-01-3067	2695-6RP	
22-01-2071	2695-7		22-01-2077	2695-7R		22-01-3077	2695-7RP	
22-01-2081	2695-8		22-01-2087	2695-8R		22-01-3087	2695-8RP	
22-01-2091	2695-9		22-01-2097	2695-9R		22-01-3097	2695-9RP	
22-01-2101	2695-10		22-01-2107	2695-10R		22-01-3107	2695-10RP	
22-01-2111	2695-11		22-01-2117	2695-11R		22-01-3117	2695-11RP	
22-01-2121	2695-12		22-01-2127	2695-12R		22-01-3127	2695-12RP	
22-01-2131	2695-13		22-01-2137	2695-13R		22-01-3137	2695-13RP	
22-01-2141	2695-14		22-01-2147	2695-14R		22-01-3147	2695-14RP	
22-01-2151	2695-15		22-01-2157	2695-15R		22-01-3157	2695-15RP	
22-01-2161	2695-16		22-01-2167	2695-16R		22-01-3167	2695-16RP	

2695-NRP-BK		
PART NO.	ENG NO.	VOID
50-29-1557	2695-2RP-BK	
50-29-1558	2695-3RP-BK	
50-29-1559	2695-4RP-BK	
50-29-1560	2695-5RP-BK	
50-29-1561	2695-6RP-BK	
50-29-1562	2695-7RP-BK	
50-29-1563	2695-8RP-BK	
50-29-1564	2695-9RP-BK	
50-29-1565	2695-10RP-BK	
50-29-1566	2695-11RP-BK	
50-29-1567	2695-12RP-BK	
50-29-1568	2695-13RP-BK	
50-29-1569	2695-14RP-BK	
50-29-1570	2695-15RP-BK	
50-29-1571	2695-16RP-BK	

<b>SEE SHEET 1</b> EC NO: UCP2011-2220 DRAWN: KIPPER 2011/02/22 CHKD: BANDERSON 2011/02/22 APPR: FSM LTH 2012/04/05	QUALITY SYMBOLS = 0 = 0 = 0	GENERAL TOLERANCES (UNLESS SPECIFIED)		DIMENSION STYLE <b>MM/IN</b>	SCALE ---	DESIGN UNITS <b>INCH</b>	THIRD ANGLE PROJECTION
		4 PLACES ± --- ± ---	DRAWN BY PEREZ-ARGUET	DATE 1988/02/25	TITLE <b>(2.54)/.100 HOUSING FOR          KK CRIMP TYPE TERMINALS          2695 SERIES DRAWING</b>		
		3 PLACES ± --- ± ---	CHECKED BY PATEL	DATE 1988/02/25	<b>MOLEX INCORPORATED</b>		
		2 PLACES ± --- ± ---	APPROVED BY LENZ	DATE 1988/02/25	MATERIAL NO. <b>SEE CHART</b>	DOCUMENT NO. <b>SD-2695</b>	SHEET NO. <b>2 OF 2</b>

1 PLACE ± --- ± ---  
 ANGULAR ±1/2°  
 DRAFT WHERE APPLICABLE MUST REMAIN WITHIN DIMENSIONS

THIS DRAWING CONTAINS INFORMATION THAT IS PROPRIETARY TO MOLEX INCORPORATED AND SHOULD NOT BE USED WITHOUT WRITTEN PERMISSION