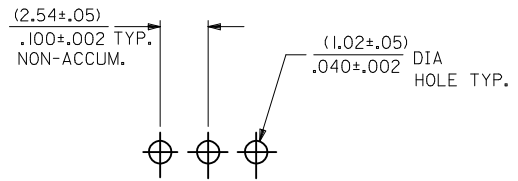


CKTS. NO. OF	DIM. B	DIM. A
2	(2.54 \pm .05) .100 \pm .002	(4.83 \pm .20) .190 \pm .008
3	(5.08 \pm .13) .200 \pm .005	(7.37 \pm .20) .290 \pm .008
4	(7.62 \pm .13) .300 \pm .005	(9.91 \pm .20) .390 \pm .008
5	(10.16 \pm .13) .400 \pm .005	(12.45 \pm .20) .490 \pm .008
6	(12.70 \pm .15) .500 \pm .006	(14.99 \pm .23) .590 \pm .009
7	(15.24 \pm .15) .600 \pm .006	(17.53 \pm .23) .690 \pm .009
8	(17.78 \pm .15) .700 \pm .006	(20.07 \pm .23) .790 \pm .009
9	(20.32 \pm .18) .800 \pm .007	(22.61 \pm .25) .890 \pm .010
10	(22.86 \pm .18) .900 \pm .007	(25.15 \pm .25) .990 \pm .010
11	(25.40 \pm .18) 1.000 \pm .007	(27.69 \pm .25) 1.090 \pm .010
12	(27.94 \pm .20) 1.100 \pm .008	(30.23 \pm .28) 1.190 \pm .011
13	(30.48 \pm .20) 1.200 \pm .008	(32.77 \pm .28) 1.290 \pm .011
14	(33.02 \pm .20) 1.300 \pm .008	(35.31 \pm .28) 1.390 \pm .011
15	(35.56 \pm .20) 1.400 \pm .008	(37.85 \pm .28) 1.490 \pm .011
16	(38.10 \pm .20) 1.500 \pm .008	(40.39 \pm .28) 1.590 \pm .011



RECOMMENDED P.C. BOARD HOLE DIMENSIONS

LEGEND

A-4380-N * * * - *
 NO. OF CKTS. * * * *
 VERSION * * * *
 PLATING CODE * * * *
 PER SDES-88.


VOID LOCATION
 NO VOID=SEE 4030 SERIES DWG.
 WITH VOIDS=NO. CORRESPONDS TO CKT. NO. VOIDED.
 MULT. VOIDS=START WITH 51 AND ARE ASSIGNED CONSECUTIVELY.

SECONDARY OPERATIONS	
CODE	PACKAGE
BLANK	BULK PER PK-4030-001

- NOTES:
- MATERIAL: NYLON, UL 94V-0, COLOR: WHITE
 - FINISH:
 - (197) OVERALL REFLOWED MATTE TIN: 0.00152/.000060 MIN. OVER 0.00127/.000050 MIN. NICKEL OVERALL.
 - (241) SELECT GOLD: 0.00051/.000020 MIN. SELECT TIN: 0.00254/.000100 MIN. OVERALL NICKEL UNDERPLATE: 0.00127/.000050 MIN.
 - PARTS CONFORM TO PRODUCT SPECIFICATION PS-10-07.
 - PACKAGING: SEE LEGEND
 - PINS MUST CONFORM TO SOLDERABILITY SPEC. SMES-152.
 - PIN PUSH OUT FORCE: 2 LBS. MIN.
 - PARTS ARE STACKABLE END TO END AND SIDE TO SIDE ON (2.54)/.100 CENTERS.
 - THIS PART CONFORMS TO CLASS B REQUIREMENTS OF COSMETIC SPECIFICATION PS-45499-002.

REINSTATE 22112061 IEC NO: UCP2013-0820 DRWN:MKIPPER 2012/08/27 CHKD:SSOUSEK 2012/08/27 APPR:FSMLTH 2013/07/16	QUALITY SYMBOLS ▽=0 ▽=0 ▽=0	GENERAL TOLERANCES (UNLESS SPECIFIED)		DIMENSION STYLE	SCALE	DESIGN UNITS	THIRD ANGLE PROJECTION	
				MM/IN	---	INCH		
				DRAWN BY	DATE	TITLE		
				CHECKED BY	DATE	KK HEADER (2.54)/.100 CENTERS 4030 WITH VOIDS		
				APPROVED BY	DATE	molex		
				MATERIAL NO.		DOCUMENT NO.	SHEET NO.	
				SEE CHART		SDA-4380	1 OF 3	
		DRAFT WHERE APPLICABLE MUST REMAIN WITHIN DIMENSIONS						
		THIS DRAWING CONTAINS INFORMATION THAT IS PROPRIETARY TO MOLEX INCORPORATED AND SHOULD NOT BE USED WITHOUT WRITTEN PERMISSION						

ENG. NO.	PIN NO.	DIM. L	DIM. X	DIM. Z	DIM. G	DIM. T
A-4380-NA197-*	42663-0302	(14.22) .560	(7.49) .295	(3.43) .135	N/A	OVERALL
A-4380-NA241-*	42663-0305	(14.22) .560	(7.49) .295	(3.43) .135	(3.56) .140	(3.43) .135
A-4380-NC197-*	42663-0562	(17.53) .690	(11.13) .438	(3.10) .122	N/A	OVERALL



CHANGE PIN EC NO: UCP2012-1821 DRWN: MSTR0H 2012/01/23 CHKD: HKIPPER 2012/01/23 APPR: FSMITH 2012/02/02	DESCRIPTION REV ZA	QUALITY SYMBOLS	GENERAL TOLERANCES (UNLESS SPECIFIED)	DIMENSION STYLE	SCALE	DESIGN UNITS	THIRD ANGLE PROJECTION
		▽=0	mm INCH	MM/IN	---	INCH	KK HEADER (2.54)/.100 CENTERS 4030 WITH VOIDS MOLEX INCORPORATED
		▽=0	4 PLACES ± --- ± ---	DRAWN BY DATE	SAMIEC 1984/09/07 CHECKED BY DATE DS 1984/09/07 APPROVED BY DATE KJA 1984/09/07		
		▽=0	3 PLACES ± --- ± ---	MATERIAL NO.		DOCUMENT NO.	
DRAFT WHERE APPLICABLE MUST REMAIN WITHIN DIMENSIONS		ANGULAR ±1/2°	SEE CHART	SDA-4380	SHEET NO. 2 OF 3		
			SIZE C	THIS DRAWING CONTAINS INFORMATION THAT IS PROPRIETARY TO MOLEX INCORPORATED AND SHOULD NOT BE USED WITHOUT WRITTEN PERMISSION			

13 12 11 10 9 8 7 6 5 4 3 2 1

A-4380-NA197-*


PART NO.	ENG. NO.	VOID CKT.
22-04-2041	A-4380-4A197-2	2
22-04-2161	A-4380-16A197-2	2

A-4380-NA241-*

PART NO.	ENG. NO.	VOID CKT.
22-11-2031	A-4380-3A241-1	1
22-11-2061	A-4380-6A241-2	2
22-11-2081	A-4380-8A241-2	2

A-4380-NC197-*

PART NO.	ENG. NO.	VOID CKT.
22-04-2063	A-4380-6C197-2	2
22-04-2073	A-4380-7C197-2	2



SEE SHEET 1 DEC NO: UCP2013-0820 DRWN:KIPPER 2012/08/27 CHKD:SSOUSEK 2012/08/27 APPR:FSM LTH 2013/07/16	QUALITY SYMBOLS	GENERAL TOLERANCES (UNLESS SPECIFIED)	DIMENSION STYLE	SCALE	DESIGN UNITS	THIRD ANGLE PROJECTION
	▽=0	mm INCH	IN/MM	---	INCH	
	▽=0	4 PLACES ± --- ± ---	DRAWN BY DATE	TITLE		
	▽=0	3 PLACES ± --- ± ---	KKS 1984/09/07	KK HEADER (2.54)/.100 CENTERS 4030 WITH VOIDS		
	2 PLACES ± --- ± ---	CHECKED BY DATE	molex SDA-4380			
	1 PLACE ± --- ± ---	DS 1984/09/07				
	0 PLACE ± ±	APPROVED BY DATE	MATERIAL NO.	DOCUMENT NO.	SHEET NO.	
		ANGULAR ±1/2°	SEE CHART	SDA-4380	3 OF 3	
		DRAFT WHERE APPLICABLE MUST REMAIN WITHIN DIMENSIONS	THIS DRAWING CONTAINS INFORMATION THAT IS PROPRIETARY TO MOLEX INCORPORATED AND SHOULD NOT BE USED WITHOUT WRITTEN PERMISSION			

12 11 10 9 8 7 6 5 4 3 2 1