Alle Rechte vorbehalten/ *All rights reserved*

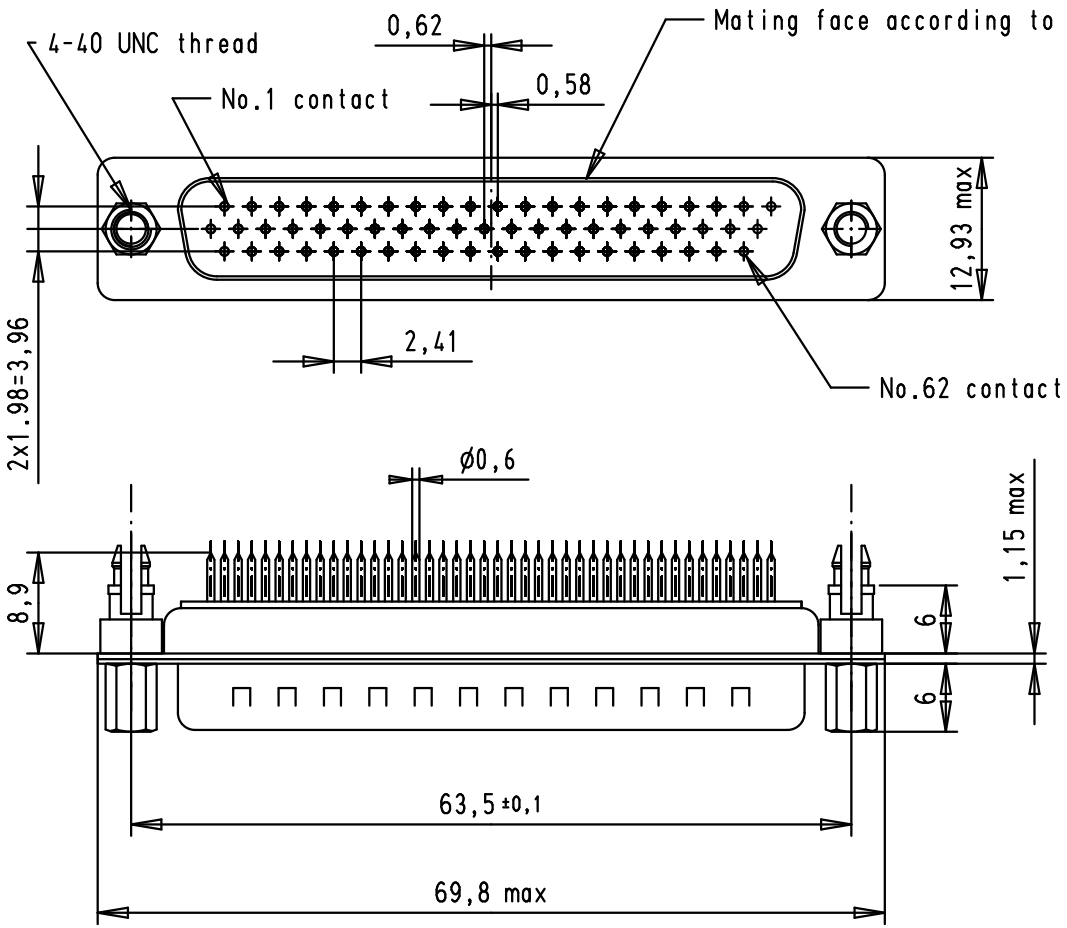


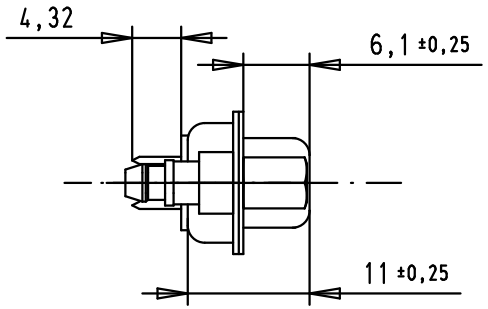


Printed board layout, component side
PCB thickness 1,6mm

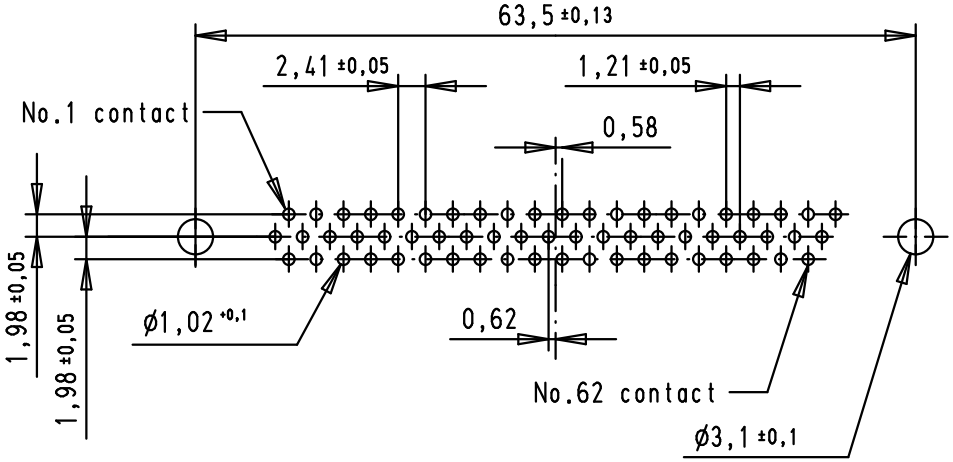


| | |
|---|---|
| | |
| | |
| | |
| | |
| 09564615713 | 0.76 µm Au |
| 09564617713 | 3 |
| Part number | Performance level |

| | | | | Dat. | Name |
|---|---|---|---|---|---|
| 36182 | 13/10/10 | BH | Detail. | 03/06/03 | *S.H.* |
| 32735 | 18/03/05 | AL | Insp. | | |
| 32326 | 03/01/05 | TR | Stand. | | |
| 31874 | 05/03/04 | *A.C.* | | | |
| 31503 | 03/06/03 | *S.H.* | | | |
| Mod. | Dat. | Name | | | |

All Dim. in mm
Orig. Size DIN A 4

HARTING EURL
F-95972 Paris

Dsub, 62 poles, male,
straight solder pins,
board locks and screw locks
shell with dimples

Maßstab/ *Scale* 1.5:1

TB 0956461x713

Sub.

Blatt/ *Page* 1/1