QSFP CABLE ASSEMBLY PART NUMBER			OVERALL LENGTH L (m)	CABLE DIA. (mm)	CABLE TYPE
STANDARD BANDWIDTH (OM2)* (ORANGE CABLE)	HIGH BANDWIDTH (OM3)* (AQUA CABLE)	HIGH BANDWIDTH (OM4)* (AQUA CABLE)			
TBD	106283-1000	TBD	0.5 +0.1/-0	3.0	12 FIBER ROUND CABLE, SINGLE JACKET
106283-0001	106283-1001	106283-7001	1.0 +0.2/-0		
106283-0002	106283-1002	106283-7002	2.0 +0.2/-0		
106283-0003	106283-1003	106283-7003	3.0 +0.2/-0		
106283-0004	106283-1004	106283-7004	4.0 +0.2/-0		
106283-0005	106283-1005	106283-7005	5.0 +0.2/-0		
106283-0006	106283-1006	106283-7006	6.0 +0.2/-0		
106283-0007	106283-1007	106283-7007	7.0 +0.2/-0		
106283-0008	106283-1008	106283-7008	8.0 +0.2/-0		
106283-0009	106283-1009	106283-7009	9.0 +0.2/-0		
106283-0010	106283-1010	106283-7010	10.0 +0.3/-0		
106283-0011	106283-1011	106283-7011	11.0 +0.3/-0		
106283-0012	106283-1012	106283-7012	12.0 +0.3/-0		
106283-0013	106283-1013	106283-7013	13.0 +0.3/-0		
106283-0014	106283-1014	106283-7014	14.0 +0.3/-0		
106283-0015	106283-1015	106283-7015	15.0 +0.3/-0		
106283-0016	106283-1016	106283-7016	16.0 +0.3/-0		
106283-0017	106283-1017	106283-7017	17.0 +0.3/-0		
106283-0018	106283-1018	106283-7018	18.0 +0.3/-0		
106283-0019	106283-1019	106283-7019	19.0 +0.3/-0		
106283-0020	106283-1020	106283-7020	20.0 +0.4/-0		
106283-0021	106283-1021	106283-7021	21.0 +0.4/-0		
106283-0022	106283-1022	106283-7022	22.0 +0.4/-0		
106283-0023	106283-1023	106283-7023	23.0 +0.4/-0		
106283-0024	106283-1024	106283-7024	24.0 +0.4/-0		
106283-0025	106283-1025	106283-7025	25.0 +0.5/-0		
106283-0026	106283-1026	106283-7026	26.0 +0.5/-0		
106283-0027	106283-1027	106283-7027	27.0 +0.5/-0		
106283-0028	106283-1028	106283-7028	28.0 +0.5/-0		
106283-0029	106283-1029	106283-7029	29.0 +0.5/-0		
106283-0030	106283-1030	106283-7030	30.0 +0.6/-0	4.5	12 FIBER ROUND CABLE, DUAL JACKET
106283-0035	106283-1035	106283-7035	35.0 +0.7/-0		
106283-0040	106283-1040	106283-7040	40.0 +0.8/-0		
106283-0045	106283-1045	106283-7045	45.0 +0.9/-0		
106283-0050	106283-1050	106283-7050	50.0 +1.0/-0		
	106283-1055	106283-7055	55.0 +1.1/-0		
	106283-1060	106283-7060	60.0 +1.2/-0		
	106283-1065	106283-7065	65.0 +1.3/-0		
	106283-1070	106283-7070	70.0 +1.4/-0		
	106283-1075	106283-7075	75.0 +1.5/-0		
	106283-1080	106283-7080	80.0 +1.6/-0		
	106283-1085	106283-7085	85.0 +1.7/-0		
	106283-1090	106283-7090	90.0 +1.8/-0		
	106283-1095	106283-7095	95.0 +1.9/-0		
	106283-1100	106283-7100	100.0 +2.0/-0		
	106283-1120	TBD	120.0 +2.4/-0		
	106283-1150	106283-7150	150.0 +3.0/-0		
	106283-1300	TBD	300.0 +6.0/-0		
	TBD	106283-7400	400.0 +8.0/-0		

OPTICAL CONNECTION	
FROM P1	TO P2
Rx-1	Tx-1
Rx-2	Tx-2
Rx-3	Tx-3
Rx-4	Tx-4
UNUSED	UNUSED
UNUSED	UNUSED
UNUSED	UNUSED
UNUSED	UNUSED
Tx-4	Rx-4
Tx-3	Rx-3
Tx-2	Rx-2
Tx-1	Rx-1

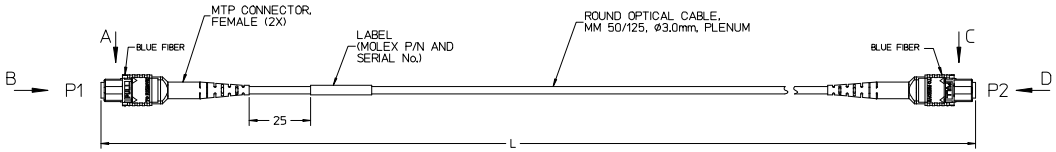

SINGLE JACKET ASSEMBLY

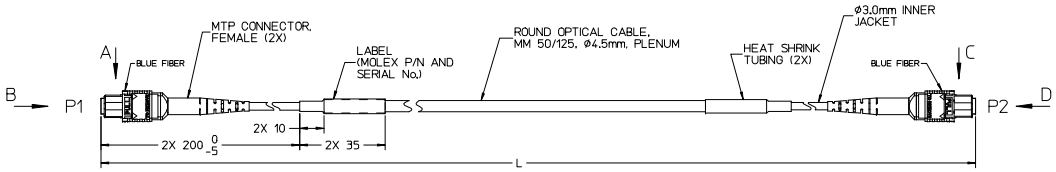

DUAL JACKET ASSEMBLY

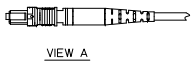

VIEW A

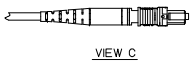

VIEW C

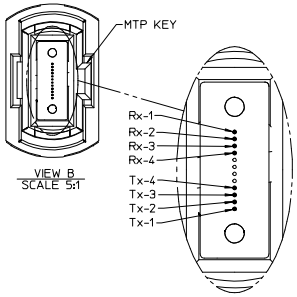

VIEW B
SCALE 5:1

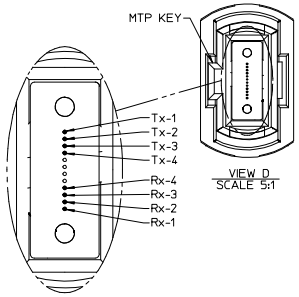

VIEW D
SCALE 5:1

NOTES:

1. CABLE ASSEMBLY SPECIFICATIONS:
   - OPTICAL PROPERTIES
     - FIBER TYPE: MULTIMODE 50/125 µm BEND-INSENSITIVE
     - CONNECTOR INSERTION LOSS (MAX.): 1.0 dB
     - CABLE ATTENUATION (MAX.): 3.5/1.2 dB/km AT 850/1300 nm
     - *BANDWIDTH: SEE TABLE 1
   - ENVIRONMENTAL PROPERTIES
     - CONNECTOR MATERIALS: UL94 V-0
     - CABLE FLAMMABILITY RATING: PLENUM OFNP (NFPA 262/UL 910)
     - OPERATING TEMPERATURE RANGE: -0°C TO +70°C
   - MECHANICAL PROPERTIES
     - FIBER COUNT: 4 Tx X 4 Rx
     - CABLE MIN. BEND RADIUS
       - SHORT TERM: 50 mm - SINGLE JACKET; 89 mm - DUAL JACKET
       - LONG TERM: 20 mm - SINGLE JACKET; 2 57 mm - DUAL JACKET
       - NO LOAD: 12.5 mm - SINGLE JACKET CABLE/INNER SUBUNIT OF DUAL JACKETED CABLE
     - COMPRESSIVE FORCE
       - SINGLE JACKET: >3.5 N/mm - SINGLE JACKET CABLE/INNER SUBUNIT OF DUAL JACKETED CABLE

2 IN CONTROLLED 90° AND 180° BENDS, MINIMUM BEND RADIUS CAN BE REDUCED TO 1.5 in (38 mm).

TABLE 1

FIBER TYPE	OVERFILLED LAUNCH BANDWIDTH, MIN. (MHz-km)		1 GIGABIT ETHERNET LINK DISTANCE, MIN. (m)		10 GIGABIT ETHERNET LINK DISTANCE, MIN. (m)		40 & 100 GIGABIT ETHERNET LINK DISTANCE, MIN. (m)		EFFECTIVE MODAL BANDWIDTH (MHz-km)
	850 nm	1300 nm	850 nm	1300 nm	850 nm	1300 nm	850 nm	1300 nm	850 nm
STANDARD BANDWIDTH (OM2)	500	500	600	---	86	---	---	---	---
HIGH BANDWIDTH (OM3)	1500	500	1000	---	300	---	100	---	2000
HIGH BANDWIDTH (OM4)	3500	550	1040	---	550	---	150	---	4700

ENTER DESCRIPTION
EC NO: MF2014-0358 2013/11/25
DRWN:SBOJANIC 2013/12/02
CHKD:
APPR: GUMIN
DESCRIPTION
REV E9

QUALITY SYMBOLS: ▼=0 ⚠=0

GENERAL TOLERANCES (UNLESS SPECIFIED)

	mm	INCH
4 PLACES	± ---	± ---
3 PLACES	± ---	± ---
2 PLACES	± ---	± ---
1 PLACE	± ---	± ---
0 PLACE	±	±
ANGULAR ±1/2°		

DRAFT WHERE APPLICABLE MUST REMAIN WITHIN DIMENSIONS

DIMENSION STYLE: MM ONLY
SCALE: 1:1
DESIGN UNITS: INCH
THIRD ANGLE PROJECTION

DRAWN BY: IGUMIN DATE: 2006/01/31
CHECKED BY: DATE:
APPROVED BY: BANDREI DATE: 2010/11/12
MATERIAL NO.: SEE TABLE
SIZE: D

TITLE: MOLEX QSFP OPTICAL CABLE ASSEMBLY

molex

DOCUMENT NO.: SD-106283-00XX
SHEET NO.: 1 OF 1

THIS DRAWING CONTAINS INFORMATION THAT IS PROPRIETARY TO MOLEX INCORPORATED AND SHOULD NOT BE USED WITHOUT WRITTEN PERMISSION