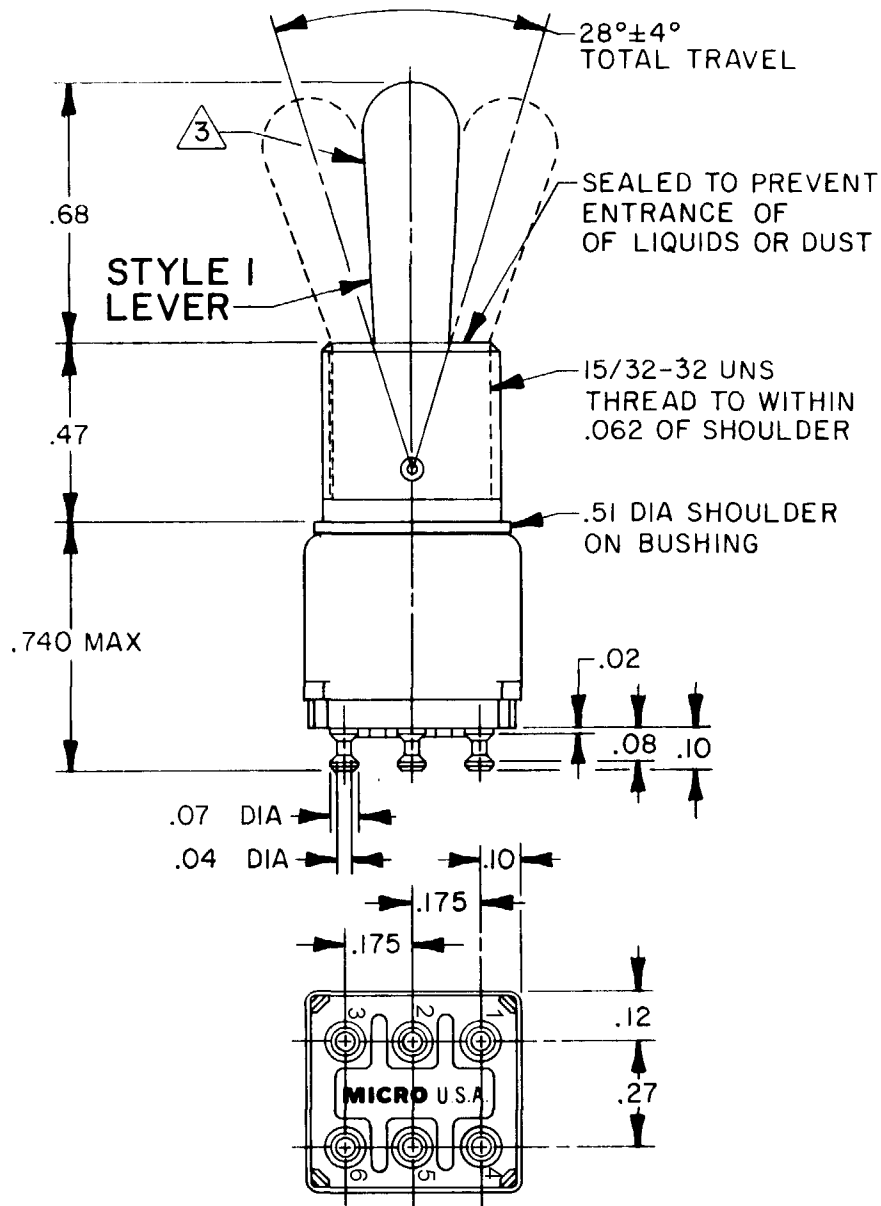
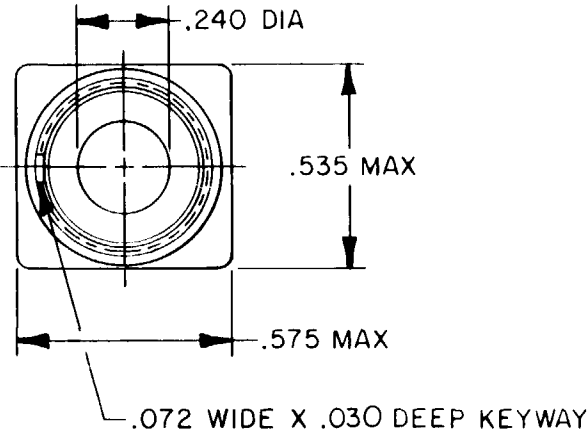
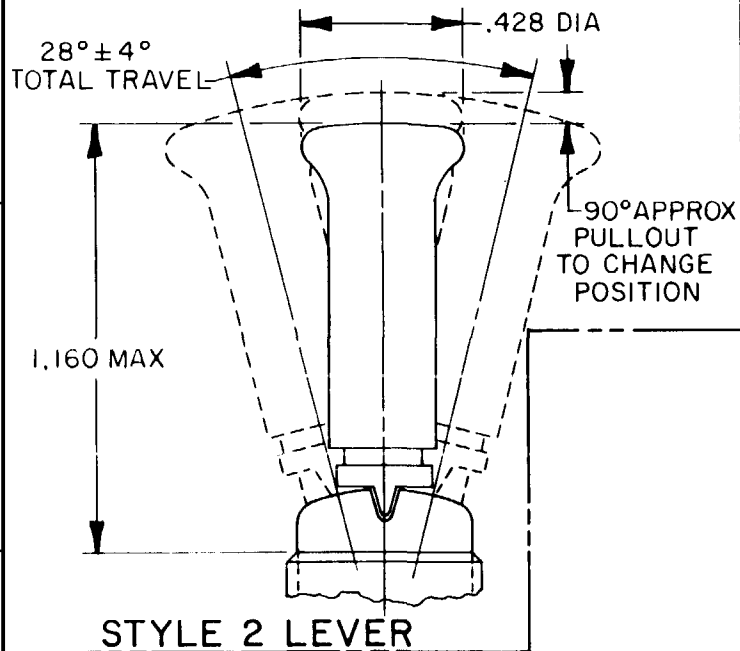




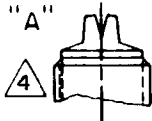
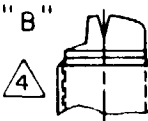
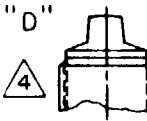
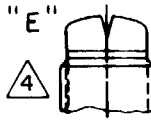
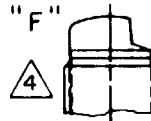
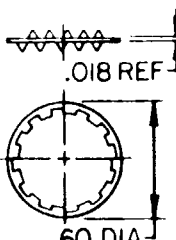

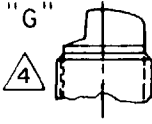
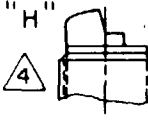
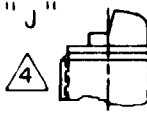
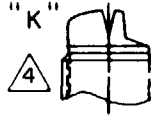
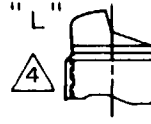
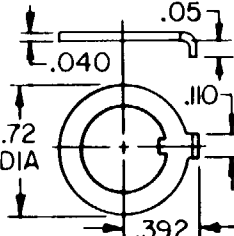

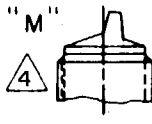
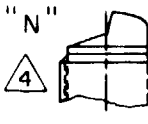
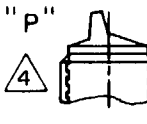
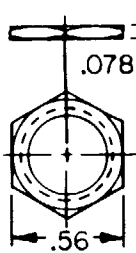

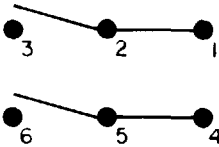
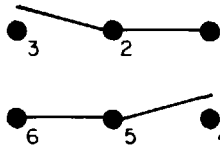
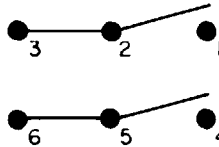
MICRO SWITCH
a Honeywell Division
FED. MFG. CODE 91929

SWITCH - TOGGLE

CATALOG LISTING
12TW8-70 SERIES
CHART 1



THIS DRAWING COVERS A PROPRIETARY ITEM AND IS THE PROPERTY OF MICRO SWITCH, A DIVISION OF HONEYWELL. THIS DRAWING IS NOT TO BE COPIED OR USED WITHOUT THE APPROVAL OF MICRO SWITCH

		CATALOG LISTING	AVAILABLE LOCKING COMBINATIONS FOR CONFIGURATION SEE LETTERING DETAILS	STYLE NUMBER	ELECTRICAL DATA	
		12TW8-70	NONE	1	CODE L117 5A-125 VAC	
		12TW8-70/4	E, L, N	2	 	
 "A" 4 LOCKED IN THREE POSITIONS	 "B" 4 LOCKED IN CENTER AND EXTREME POSITION (KEYWAY SIDE)	 "D" 4 LOCKED OUT OF CENTER POSITION	 "E" 4 LOCKED IN CENTER POSITION	 "F" 4 LOCKED IN EXTREME POSITION (OPPOSITE KEYWAY)	 LOCKWASHER (PART NO. TS-10013) 	
 "G" 4 LOCKED IN EXTREME POSITION (KEYWAY SIDE)	 "H" 4 LOCKED OUT OF CENTER AND EXTREME POSITION (KEYWAY SIDE)	 "J" 4 LOCKED OUT OF CENTER AND EXTREME POSITION (OPPOSITE KEYWAY)	 "K" 4 LOCKED IN CENTER AND EXTREME POSITION (OPPOSITE KEYWAY)	 "L" 4 LOCKED OUT OF EXTREME POSITION (KEYWAY SIDE)	 LOCKING RING (PART NO. EN-12449) 	
 "M" 4 LOCKED OUT OF AND INTO EXTREME POSITION (OPPOSITE KEYWAY)	 "N" 4 LOCKED OUT OF EXTREME POSITION (OPPOSITE KEYWAY)	 "P" 4 LOCKED OUT OF AND INTO EXTREME POSITION (KEYWAY SIDE)				
CIRCUIT MADE WITH TOGGLE LEVER IN						 HEX NUT (2) (PART NO. TL-10632) 
KEYWAY SIDE		CENTER		OPPOSITE KEYWAY		
						
MOMENTARY POSITION		MAINTAINED POSITION		MOMENTARY POSITION		

NOTES

- 1 - FURNISHED UNASSEMBLED
- 2 - TERMINALS ARE PLATED FOR SOLDERING
- 3 - MATTE FINISH
- 4 - SUFFIX LETTER MUST BE ADDED FOR DESIRED TYPE TOGGLE LOCKING. SEE CHART FOR AVAILABLE LOCKING COMBINATIONS. KEYWAY SHOWN ON LEFT SIDE.
- 5 - GOLD PLATED CONTACTS

THIRD ANGLE PROJECTION	
SCALE 2 TO 1	
DO NOT SCALE PRINT	
UNLESS OTHERWISE SPECIFIED TOLERANCES ARE	
ONE PLACE	(.0) ±.030
TWO PLACE	(.00) ±.015
THREE PLACE	(.000) ±.005
ANGLES	±
WEIGHT	