DUAL-IN-LINE SOCKETS

SERIES 110, 410 • RELAY AND ZIG-ZAG SOCKETS

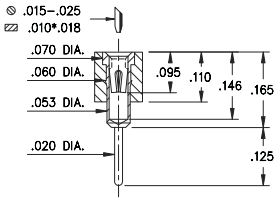

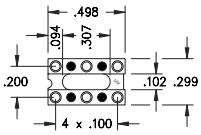

Fig. 1

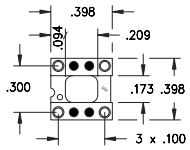

Fig. 2

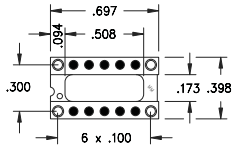

Fig. 3

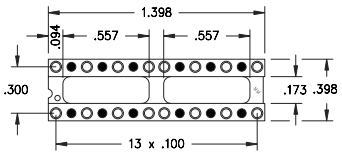

Fig. 4

○ = Loaded Position ● = Empty Position

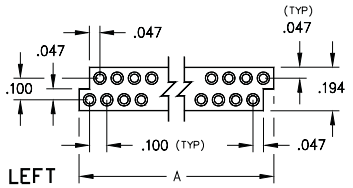

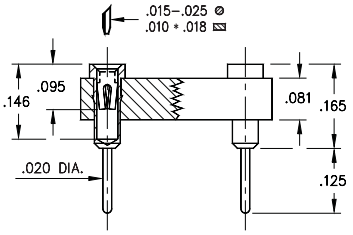

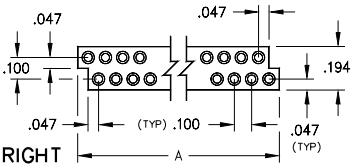

- Relay sockets accept devices with I/O pins on .100" grid
- Additional Relay DIP socket patterns are available on Page 135
- Zig-Zag strip sockets are suitable for IC's and memory chips with staggered double row patterns
- Series 110 and 410 use MM #1001 receptacles. See page 165 for details
- Hi-Rel, 4-finger BeCu #30 contact is rated at 3 amps. See page 253 for details
- Insulators are high temperature thermoplastic, suitable for all soldering operations
- For Electrical, Mechanical and Environmental Data, see page 264 for details



ORDERING INFORMATION

Selectively Loaded Sockets For Dual-In-Line Relays

	Number of Pins	Ordering Information
FIG. 1	6	110-XX-210-10-001000
FIG. 2	4	110-XX-308-10-001000
FIG. 3	4	110-XX-314-10-001000
FIG. 4	16	110-XX-328-10-001000

Staggered (Zig-Zag) Strip Sockets

Dim 'A'	Number of Pins	Insulator Body	Ordering Information
0.747	14	Left, Stackable	410-XX-214-10-001000
0.747	14	Right, Stackable	410-XX-214-10-002000
0.847	16	Left, Stackable	410-XX-216-10-001000
0.847	16	Right, Stackable	410-XX-216-10-002000
1.047	20	Left, Stackable	410-XX-220-10-001000
1.047	20	Right, Stackable	410-XX-220-10-002000
1.247	24	Left, Stackable	410-XX-224-10-001000
1.247	24	Right, Stackable	410-XX-224-10-002000
1.447	28	Left, Stackable	410-XX-228-10-001000
1.447	28	Right, Stackable	410-XX-228-10-002000

XX=Plating Code See Below

RoHS-2 2011/65/EU

SPECIFY PLATING CODE XX=	13 ◆		93			43 ◆	
Sleeve (Pin)	10 µ" Au		200 µ" Sn/Pb			200 µ" Sn	
Contact (Clip)	30 µ" Au		30 µ" Au			30 µ" Au	

MILL-MAX Mill-Max Mfg. Corp. • 190 Pine Hollow Road, P.O. Box 300, Oyster Bay, NY 11771 • 516-922-6000 • Fax: 516-922-9253 • www.mill-max.com