
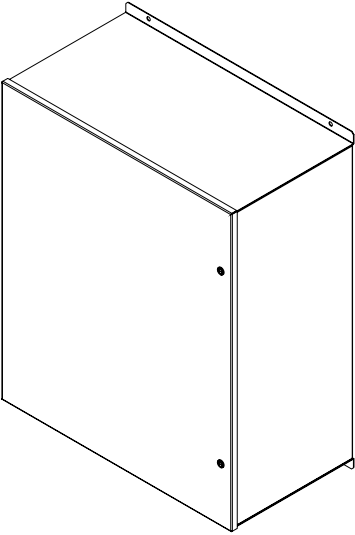



PART No. 1420P16
for more information visit
www.hammfg.com
Data subject to change without notice
Isometric drawing Not to Scale




TOP VIEW



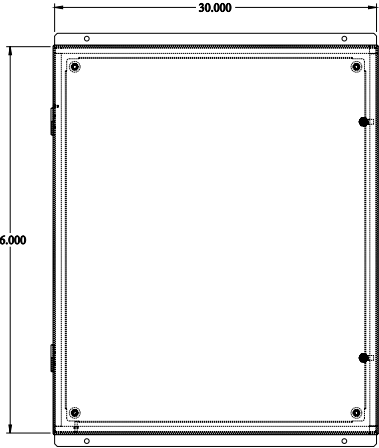
ISOMETRIC VIEW




BACK VIEW




LEFT SIDE VIEW




FRONT VIEW



RIGHT SIDE VIEW



INNER PANEL



BOTTOM VIEW