

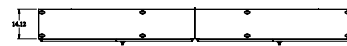


PART No. 1422MD4

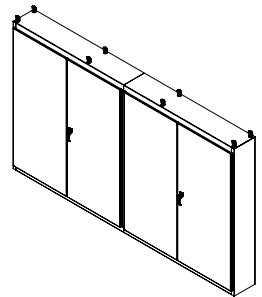
for more information visit
www.hammfg.com

Data subject to change without notice

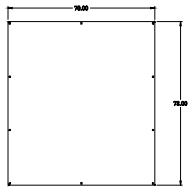
Isometric drawing Not to Scale



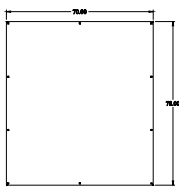
TOP VIEW



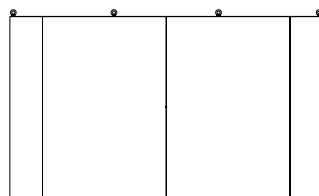
ISOMETRIC VIEW



INNER PANEL



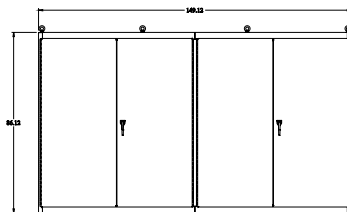
INNER PANEL



BACK SIDE VIEW



LEFT SIDE VIEW



FRONT VIEW



RIGHT SIDE VIEW



BOTTOM VIEW