MICRO SWITCH
FREEPORT ILLINOIS U S A
A DIVISION OF HONEYWELL
FED MFG CODE 91929

SWITCH-ENCLOSED

CATALOG LISTING
1EN51-6B

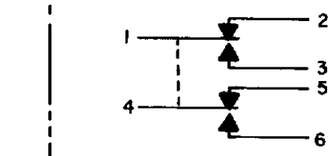

CIRCUIT DIAGRAM

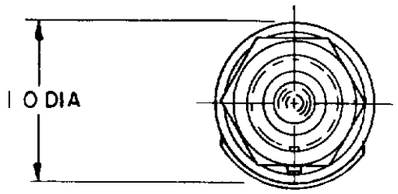

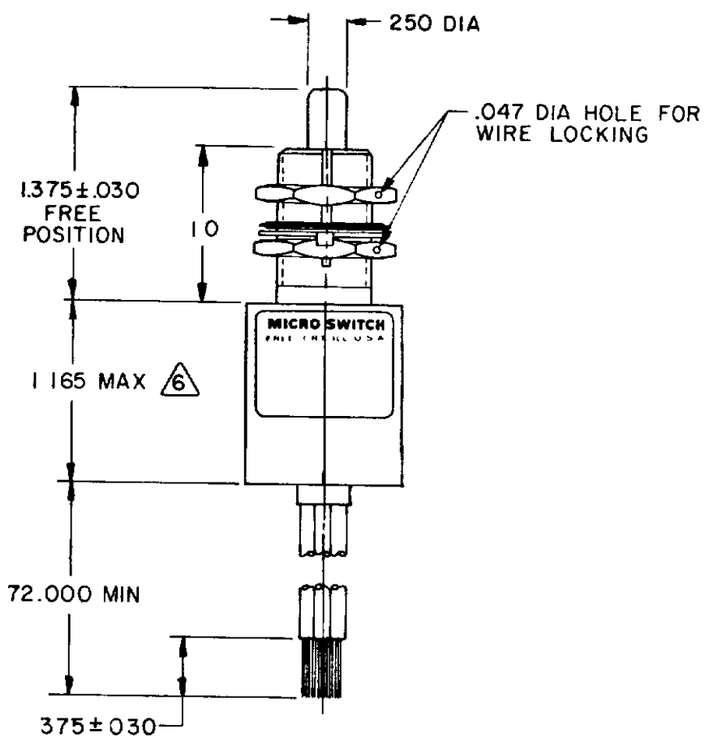

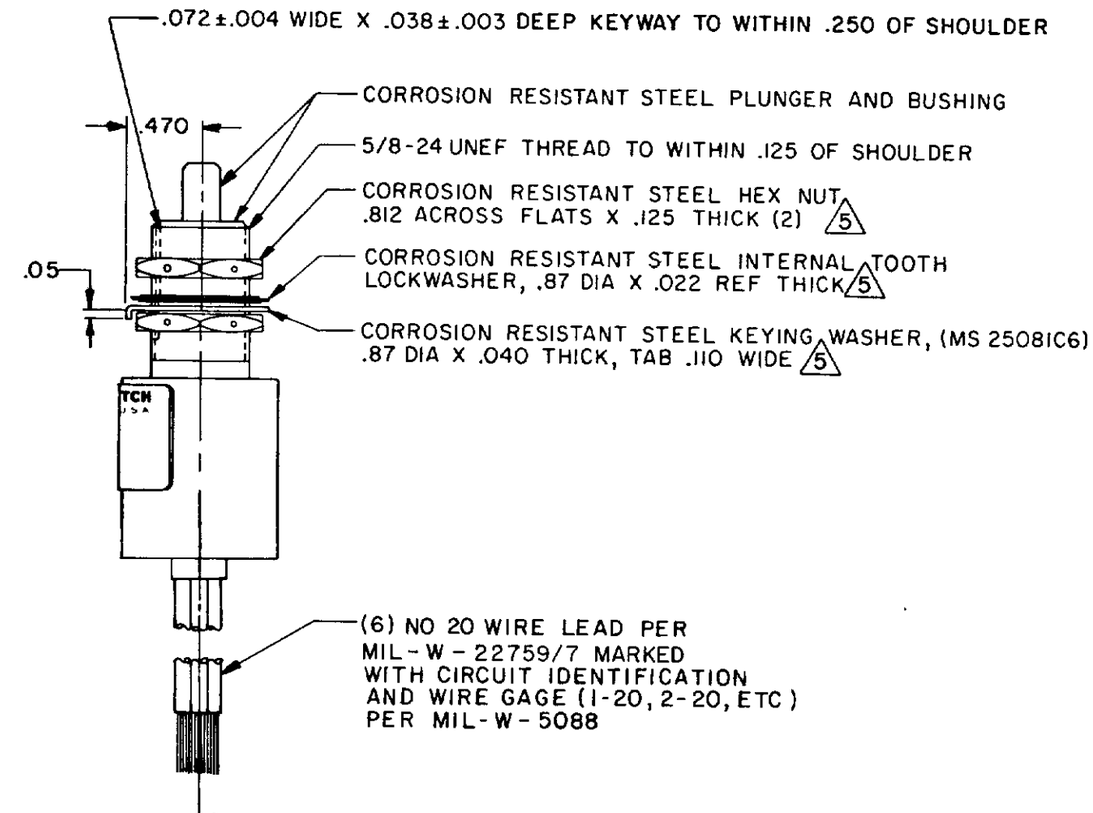

NOTES
1 - CORROSION RESISTANT STEEL ENCLOSURE
2 - SWITCH SEALED PER MIL-S-8805 SYMBOL 4
3 - CIRCUIT DIAGRAM AND CATALOG LISTING ARE SHOWN ON NAMEPLATE
4 - COINCIDENCE OF OPERATING AND RELEASING POINTS: .010 OF PLUNGER TRAVEL
5 - HARDWARE MAY BE PACKAGED UNASSEMBLED PER MIL-S-8805
6 - THIS DIMENSION EXCLUDES THE RESILIENT POTTING MATERIAL ON THE BOTTOM OF SWITCH

THIS DRAWING COVERS A PROPRIETARY ITEM AND IS THE PROPERTY OF MICRO SWITCH, A DIVISION OF HONEYWELL. THIS DRAWING IS NOT TO BE COPIED OR USED WITHOUT THE APPROVAL OF MICRO SWITCH

THIRD ANGLE PROJECTION

SCALE FULL
DO NOT SCALE PRINT

TOLERANCES
APPLY TO DESIGN UNITS. CONVERSIONS ARE ONLY FOR REFERENCE. UNLESS NOTED CLEARANCES ARE ±

	DIM mm	TOL mm/in	DIM in	TOL mm/in
NO PLACES	X	1/0.4		
ONE PLACE	X.X	0.4/.016	X.X	0.8/.03
TWO PLACES	X.XX	0.15/.006	X.XX	0.38/.015
THREE PLACES			X.XXX	0.13/.005
ANGLES				

DESIGN UNITS: SI METRIC ☐ LS CUSTOMARY ■

-48 MATERIAL-COMMERCIAL STANDARD
MICRO SWITCH STANDARDS APPLY

DIMENSIONS ARE TO BE MEASURED BEFORE PROTECTIVE COATINGS ARE APPLIED

WEIGHT 7.5 OZ. MAX

CHARACTERISTICS

OPERATING FORCE	3-6 LB
FULL OVERTRAVEL FORCE	17 LB MAX*
RELEASE FORCE	2 LB MIN
PRETRAVEL	.040 MAX
DIFFERENTIAL TRAVEL	.020 MAX
OVERTRAVEL	.250 MIN

ELECTRICAL DATA

CONTACT ARRANGEMENT
S P D T (2)

LOAD	28 VDC	
	SEA LEVEL	50,000 FT.
RES	4	4
IND	2	2
MOTOR	4	

M 1EN51-6B

DRAWING NUMBER

RELEASE NO PR-2300 REPLACES

ISSUE 12

REVISIONS

A	C044351 PART 7	SJB 26 MAR 79	
B	C047573	JAP 5 AUG 80	
C	CO 51725-D	CJH 11 JAN 83	
D	C058255	TAD 5 DEC 85	CHECK
E	C059223	JAP 27 MAR 86	
F	C066712	TJO 21 DEC 89	20 APR 79
G	C074101	GJW 30 JAN 93	
H	CO 77504B	SAD 18 MAY 94	CEB

CHECK 26 MAR 79
DRAWN SJB
FO-52851-4