


# M83 Datamate Connectors

## Female Crimp



- ❖ Choice of compatible jackscrews.
- ❖ All contacts are gold finish for full RoHS compliance.
- ❖ See page 71 for configurations including special contacts.
- ❖ Contact [datamate@harwin.com](mailto:datamate@harwin.com) for alternative contact configurations.
- ❖ Spare contacts are available - see page 16.

### FEMALE CRIMP

### CALCULATION

|          |   |
|----------|---|
| <b>A</b> | $B + 15$  |
| <b>B</b> | $(\text{Total No. of contacts} - 3) \times 2/3$ |
| <b>C</b> | $B + 9$   |

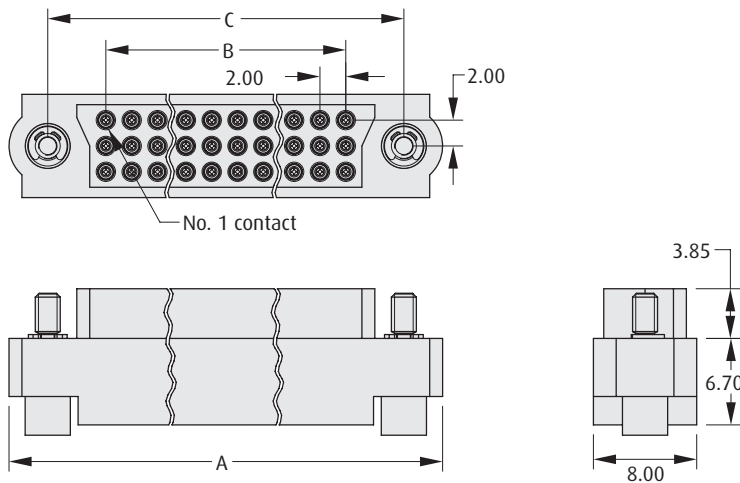
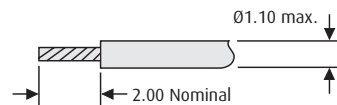


Diagram shown with Jackscrew F2 assembled.

### TOOLS

**Recommended Crimp Tool** - M22520/2-01  
**Positioner** - T5747  
**Contact Insertion/Removal Tool** - Z80-280  
 See pages 77 to 79  
 ❖ Instruction sheets available at [www.harwin.com/downloads/instructions](http://www.harwin.com/downloads/instructions)

### WIRE STRIPPING DETAILS



### HOW TO ORDER

**M83 - LF XX XX N XX - 0000 - 000**

**SERIES CODE**

**CRIMPS**

|           |            |
|-----------|------------|
| <b>C1</b> | Small Bore |
| <b>D1</b> | Large Bore |

**TOTAL NO. OF CONTACTS**

**18,27,36,51,54,60,72,96**

**JACKSCREW**

|           |                                 |
|-----------|---------------------------------|
| <b>00</b> | No Jackscrew                    |
| <b>Fx</b> | Female Jackscrews - see page 64 |

All dimensions in mm.

[www.harwin.com](http://www.harwin.com)

