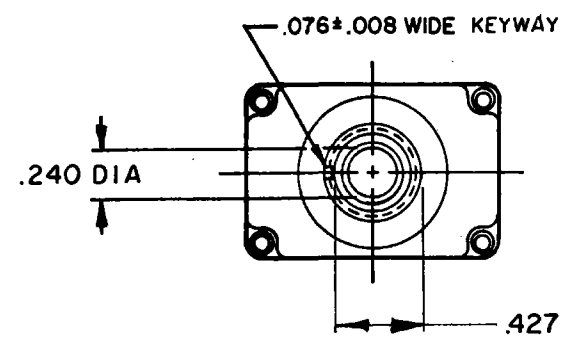


MICRO SWITCH
FREEPORT, ILLINOIS, U.S.A.
A DIVISION OF HONEYWELL
FED. MFG. CODE 91929

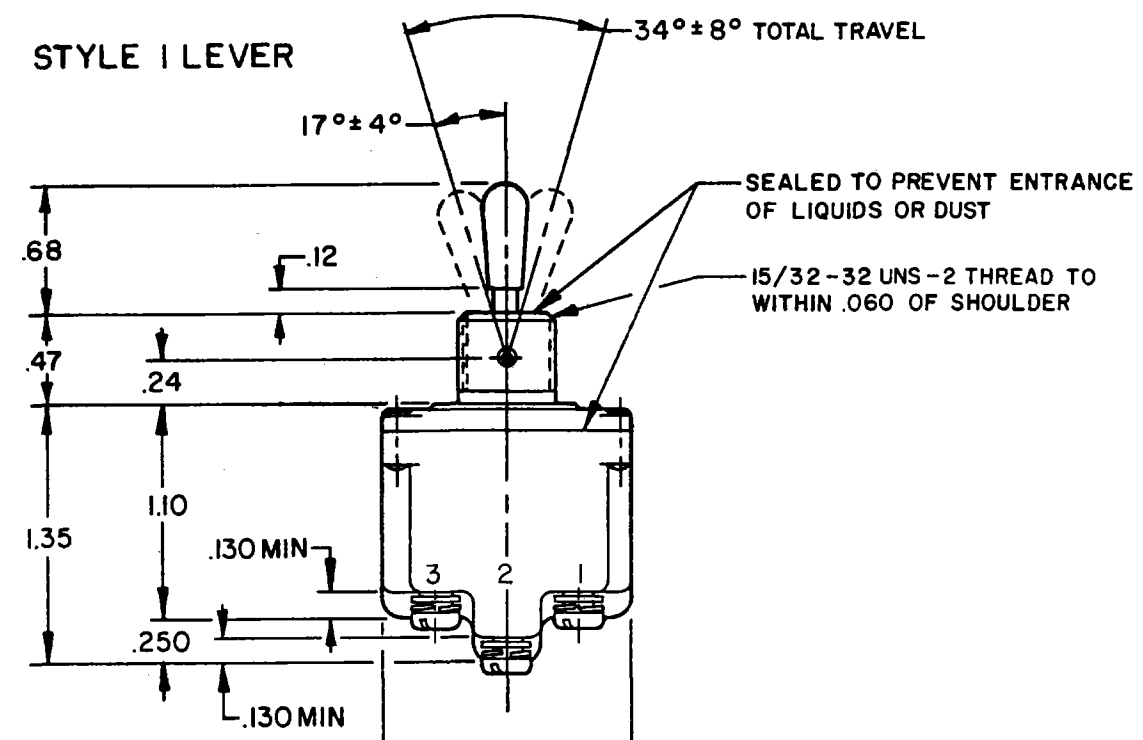
SWITCH-TOGGLE

CATALOG LISTING
2TL11-50 SERIES
CHART 1

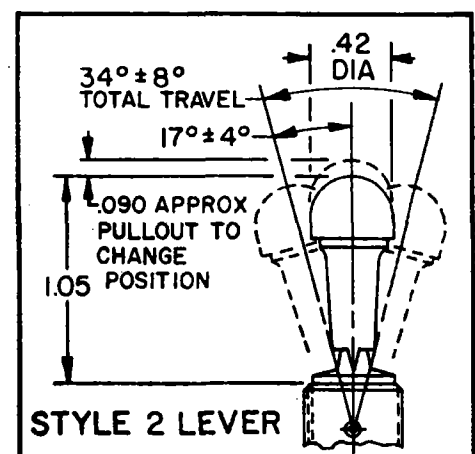
THIS DRAWING COVERS A PROPRIETARY ITEM AND IS THE PROPERTY OF MICRO SWITCH, A DIVISION OF HONEYWELL. THIS DRAWING IS NOT TO BE COPIED OR USED WITHOUT THE APPROVAL OF MICRO SWITCH.




STYLE 1 LEVER

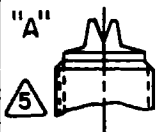
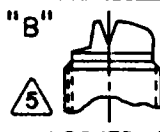
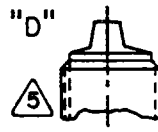
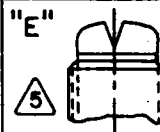
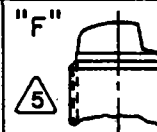
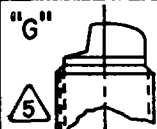
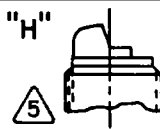
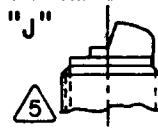
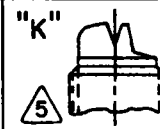
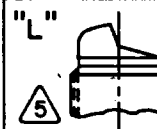
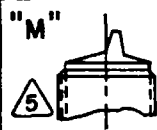
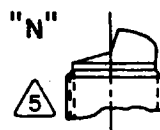
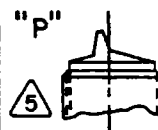


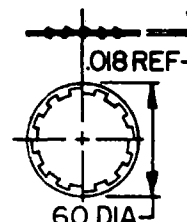
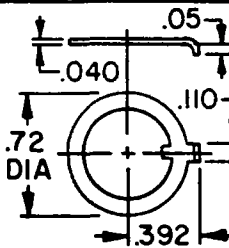
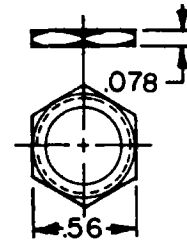
6-32 UNC X .250 REF PAN HEAD TERMINAL SCREW WITH SPRING LOCKWASHER AND WASHER (SEMS) ONE PER TERMINAL (3)

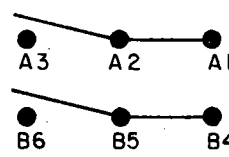
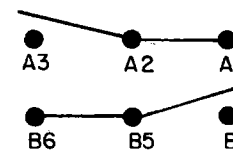
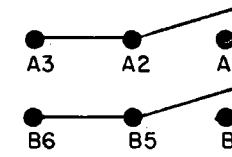


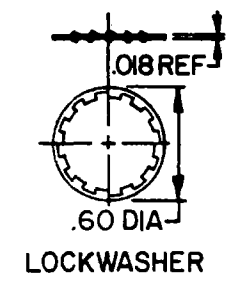
STYLE 2 LEVER

	CATALOG LISTING	AVAILABLE LOCKING COMBINATIONS FOR CONFIGURATION SEE LETTERED DETAILS	STYLE NUMBER	CURRENT CAPACITY (AMPS)								
				RESISTIVE LOAD					LAMP LOAD	INDUCTIVE LOAD		
				DC VOLTS		AC VOLTS						
	2TL11-50	NONE	1	28	125	250	125	250	28 VDC	125 VAC	28 VDC	125 VAC
	2TL11-50 	E, F, K, L, M, N	2	18	.75	.5	11	6	5	.2	10	8

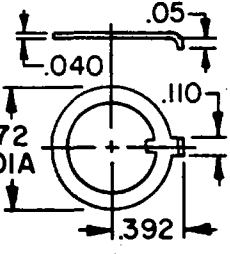
 <p>LOCKED IN THREE POSITIONS</p>	 <p>LOCKED IN CENTER AND EXTREME POSITION (KEYWAY SIDE)</p>	 <p>LOCKED OUT OF CENTER POSITION</p>	 <p>LOCKED IN CENTER POSITION</p>	 <p>LOCKED IN EXTREME POSITION (OPPOSITE KEYWAY)</p>
 <p>LOCKED IN EXTREME POSITION (KEYWAY SIDE)</p>	 <p>LOCKED OUT OF CENTER AND EXTREME POSITION (KEYWAY SIDE)</p>	 <p>LOCKED OUT OF CENTER AND EXTREME POSITION (OPPOSITE KEYWAY)</p>	 <p>LOCKED IN CENTER AND EXTREME POSITION (OPPOSITE KEYWAY)</p>	 <p>LOCKED OUT OF EXTREME POSITION (KEYWAY SIDE)</p>
 <p>LOCKED OUT OF AND INTO EXTREME POSITION (OPPOSITE KEYWAY)</p>	 <p>LOCKED OUT OF EXTREME POSITION (OPPOSITE KEYWAY)</p>	 <p>LOCKED OUT OF AND INTO EXTREME POSITION (KEYWAY SIDE)</p>		

 <p>LOCKWASHER</p>
 <p>LOCKING RING</p>
 <p>HEX NUT (2)</p>

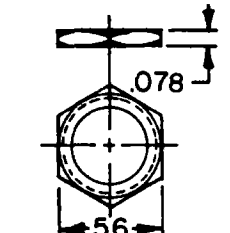
CIRCUIT MADE WITH TOGGLE LEVER IN		
KEYWAY SIDE	CENTER	OPPOSITE KEYWAY
		
MOMENTARY POSITION	MAINTAINED POSITION	MAINTAINED POSITION



LOCKWASHER



LOCKING RING



HEX NUT (2)

- NOTES**
- 1 - SWITCHES ARE CAPABLE OF WITHSTANDING A TEMPERATURE OF 160°F CONTINUOUSLY AT FULL RATED LOAD
 - 2 - POLE, CIRCUIT DESIGNATION, AND MICRO SWITCH CATALOG LISTING MARKED ON SIDE OF SWITCH
 - (3) FURNISHED UNASSEMBLED
 - 4 - FOR TERMINAL COVER SEE MICRO SWITCH CAT. LIST. 5PA8
 - (5) KEYWAY SHOWN ON LEFT SIDE
 - (6) SUFFIX LETTER MUST BE ADDED FOR DESIRED TYPE OF TOGGLE LOCKING. SEE CHART FOR AVAILABLE LOCKING COMBINATIONS

CATALOG LISTING
2TL11-50 SERIES CHART 1
PAGE 1 OF 1
RELEASE NO. CO-78465
REPLACES 2TL11-50 SERIES
ISSUE **3**
REVISIONS
A CO 28047 SAD 22 AUG 94
B 0003011 KRB 05 FEB 04
CHECK 06 FEB 04
MDM 23 JUN 04
KAG
KDR 10 JUN 94
SCALE FULL
DO NOT SCALE PRINT
UNLESS OTHERWISE NOTED
DIMENSIONS ARE IN INCHES
TOLERANCES ARE:
ONE PLACE (.01) H .030
TWO PLACE (.00) H .015
THREE PLACE (.000) H .005
ANGLES H .005
WEIGHT .15 LB APPROX