MICRO SWITCH
FREEPORT ILLINOIS, U.S.A.
A DIVISION OF HONEYWELL
FED. MFG. CODE 91929

SWITCH–TOGGLE

CATALOG LISTING
2TL141-10 SERIES
CHART 1

THIS DRAWING COVERS A PROPRIETARY ITEM AND IS THE PROPERTY OF MICRO SWITCH, A DIVISION OF HONEYWELL. THIS DRAWING IS NOT TO BE COPIED OR USED WITHOUT THE APPROVAL OF MICRO SWITCH.

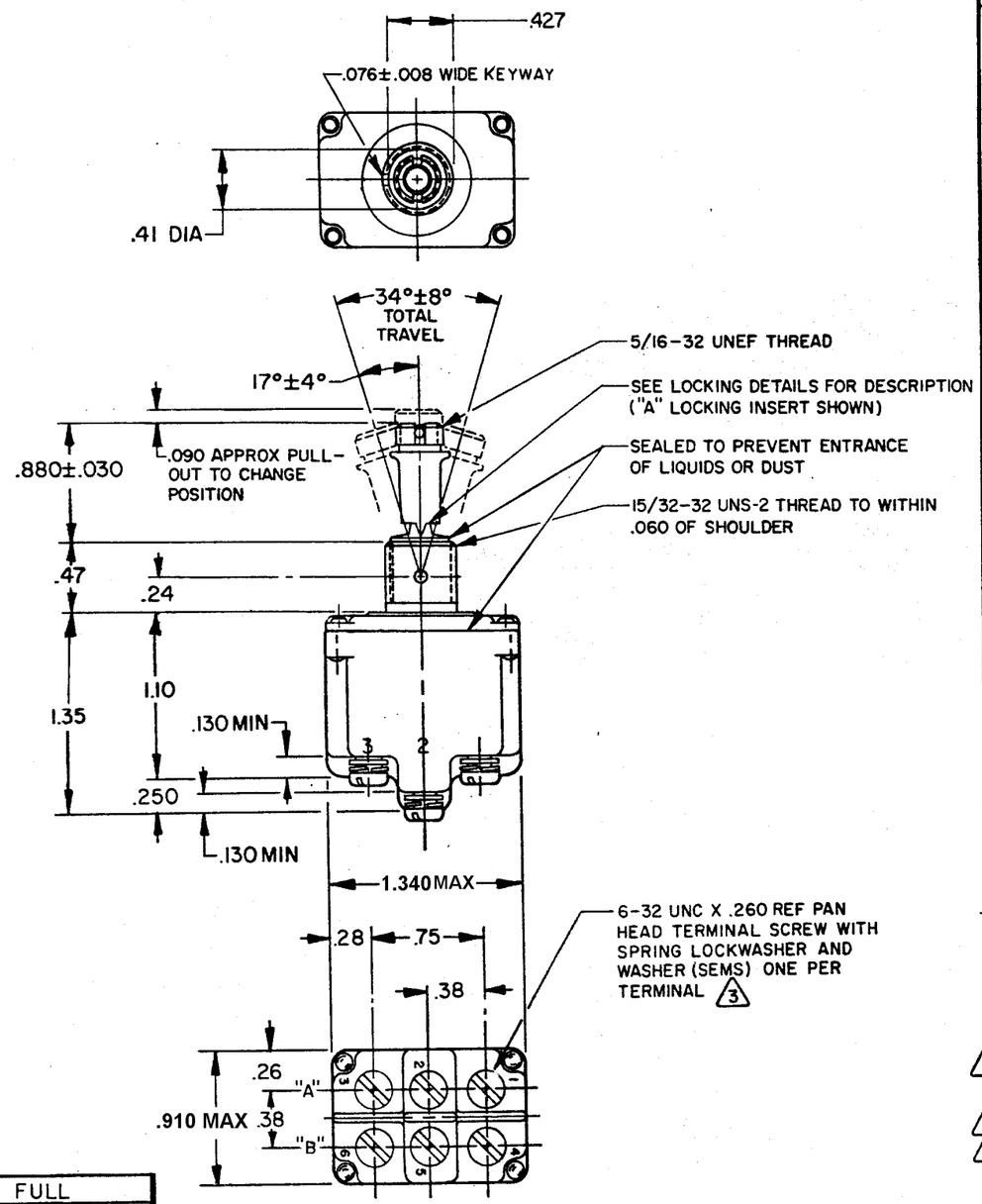

	CATALOG LISTING 6	AVAILABLE LOCKING COMBINATIONS FOR CONFIGURATION SEE LETTERED DETAILS	STYLE NUMBER	MILITARY RATING (AMPS) RESISTIVE LOAD DC VOLTS 28	125	250	AC VOLTS 125	250	LAMP LOAD 28 VDC	125 VAC	INDUCTIVE LOAD 28 VDC	125 VAC
	2TL141-10	A,B,D,E,F,G,H,J,K,L,M,N,P		20	.75	.5	15	6	7	4	15	15

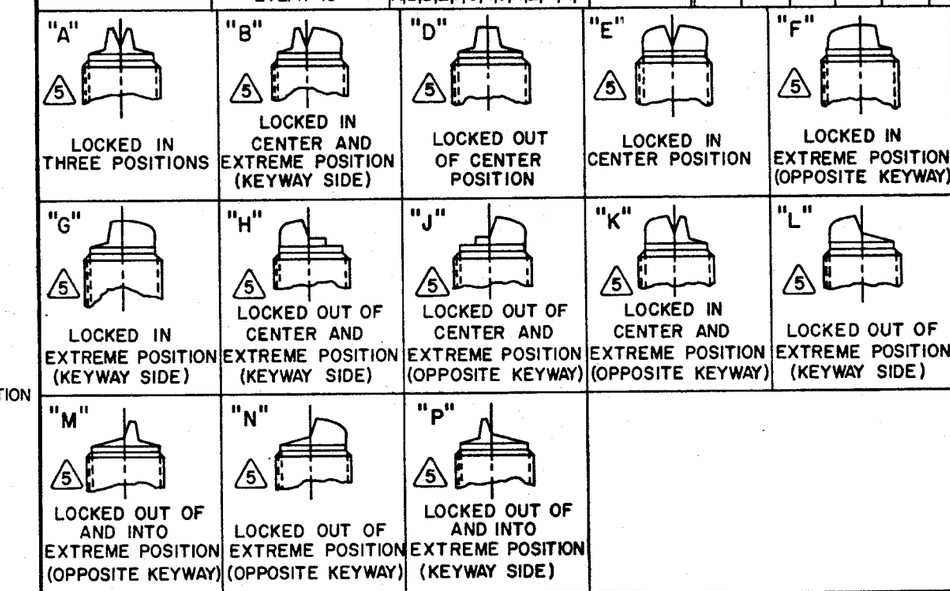

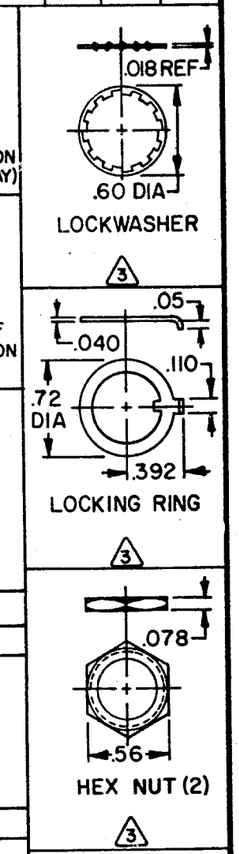

CIRCUIT MADE WITH TOGGLE LEVER IN

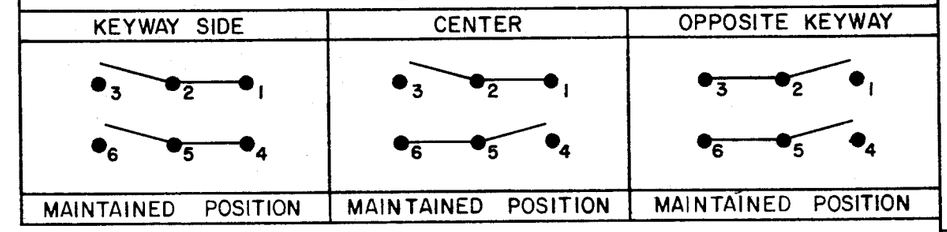

NOTES
1 - SWITCHES ARE CAPABLE OF WITHSTANDING A TEMPERATURE OF 160°F CONTINUOUSLY AT FULL RATED LOAD
2 - MICRO SWITCH CATALOG LISTING, POLE, CIRCUIT, AND TERMINAL DESIGNATION MARKED ON SIDES OF SWITCH
3 FURNISHED UNASSEMBLED
4 - FOR TERMINAL COVER SEE MICRO SWITCH CAT. LIST. 5PA8
5 KEYWAY SHOWN ON LEFT SIDE
6 SUFFIX LETTER MUST BE ADDED FOR DESIRED TYPE OF TOGGLE LOCKING. SEE CHART FOR AVAILABLE LOCKING COMBINATIONS

SCALE FULL
DO NOT SCALE PRINT
UNLESS OTHERWISE NOTED
DIMENSIONS ARE IN INCHES
TOLERANCES ARE:
ONE PLACE (.0) ±.030
TWO PLACE (.00) ±.015
THREE PLACE (.000) ±.005
ANGLES ±
WEIGHT .15 LBS MAX

CATALOG LISTING 2TL141-10 SERIES CHART 1
PAGE 1 OF 1
ISSUE 7
REPLACES
RELEASE NO. PR-4701

REVISIONS
A OBS C034888 GLH 21 MAR 75
B RE-INST C078497 TSM 8 JUN 94
C CO 78047 SAD 22 AUG 94
D 0003048 CMH 09 FEB 04

DRAWN	CHECK	CHECK	CHECK	CHECK
TSM 9 JUN 94	KAG 7 JUL 94	MDM 09 FEB 04		