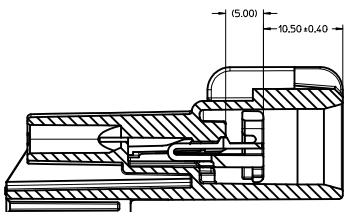
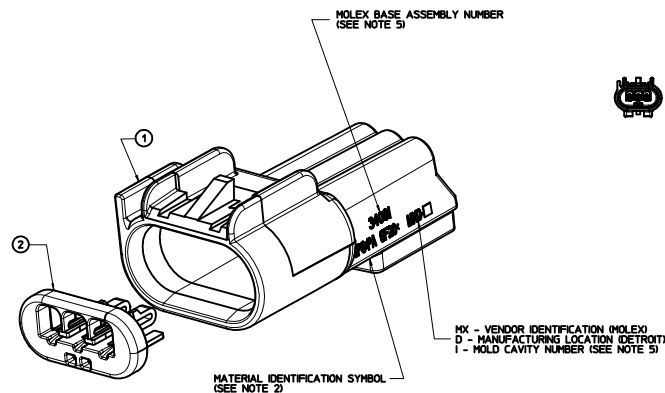
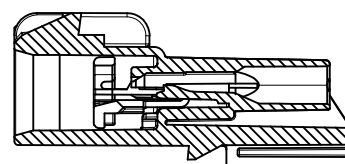
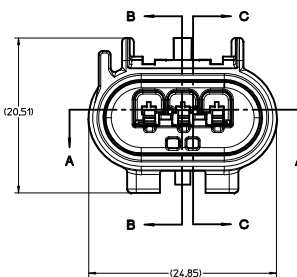


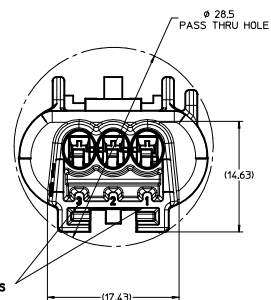
SECTION A-A



SECTION C-C
TPA SHOWN IN PRELOCK



SECTION B-B



UNLESS OTHERWISE SPECIFIED:

1. FINAL CONNECTOR ASSEMBLY MUST MATE TO RECEPTACLE ASSEMBLY SPECIFIED ON FORD DRAWINGS 4L3T-14A664-VA AND 5L3T-14A664-BA
2. WHEREVER SIZE PERMITS, ALL PLASTIC PARTS MUST HAVE MATERIAL IDENTIFICATION SYMBOLS CLEARLY MARKED.
3. CHANGES IN DESIGN COMPOSITION OR PROCESSING FROM THE PART PREVIOUSLY APPROVED FOR PRODUCTION REQUIRES PRIOR ENGINEERING APPROVAL.
4. PARTS MUST BE FREE OF SCRATCHES, DISCOLORATION, SALT RESIDUE OR OTHER IMPERFECTIONS THAT MAY AFFECT FUNCTION OR FIT OF PARTS.
5. SOURCE IDENTIFICATION MARK, PRODUCTION DATE CODE AND MOLEX ASSEMBLY PART NUMBER MUST BE PERMANENTLY APPLIED ON THE PART WITH 15mm LETTER SIZE FROM THE BOTTOM TO THE TOP OF THE CHARACTER AND LEGIBLE WHEREVER PACKAGE SIZE PERMITS OR OTHER AGREEMENTS ARE MADE.
6. PART MUST CONFORM TO THE ELECTRICAL CONNECTION SYSTEM DESIGN SPECIFICATION (SDS) REVISION 8 (DATED 11-20-00).
7. PART MUST CONFORM TO SAE/USCAR-2 REV. 3 DATED APRIL 2001 - CLASS 3
8. MAXIMUM USER FORCE TO MATE CONNECTOR FULLY POPULATED WITH TIN TERMINALS SHALL BE 55 N.
9. FOR BLADE TERMINALS AND WIRE SEALS TO BE USED WITH THIS ASSEMBLY, SEE TABLE FOR APPLICABLE COMPONENTS.
10. 0.3mm MAXIMUM RADIUS PERMISSIBLE ON EDGES AND FILLETS SHOWN AS SHARP.
11. IT IS INTENDED TO COMPLY WITH USCAR DRAWING NO. 150-S-003-1-202 WITH THE FOLLOWING EXCEPTIONS:
(160) WAS 12
(14.00) WAS 14.20
(R3.00) WAS R10
12. PACKAGING: PLEASE REFER TO PK-31300-004

ITEM	DESCRIPTION	COLOR	PART NUMBER	MATERIAL	NO. OF ITEMS REQUIRED
1	HOUSING - MALE 3WAY (KEY OPTION 'C')	BROWN	34092-0003	SPS/PA GF20%	1
	HOUSING - MALE 3WAY (KEY OPTION 'D')	GREEN	34092-0004	SPS/PA GF20%	1
	HOUSING - MALE 3WAY (KEY OPTION 'D')	BLACK	34092-0005	SPS/PA GF20%	1
2	TERMINAL POSITION ASSURANCE DEVICE (TPA) NATURAL		34093-0001	PBT GF30%	1 1 1

FORD ASM NUMBERS	MOLEX ASM NUMBERS
4F9T-14A624-PA	34091-0003
5C3T-14A624-AA	34091-0004
TBD	34091-0005

TERMINAL/WIRE/SEAL APPLICATIONS						
DESCRIPTION	PLATING	FORD COMPONENT NO.	MATERIAL/SPEC. NO.	WIRE TYPE AND SIZE ESH-HL123-A	WIRE DIAMETER RANGE	WIRE SEAL COLOR
15 TERMINAL (M)	TIN	978G-14421-ADA	COPPER ALLOY/WSS-H99P23-B	22-20 AWG	1.19 - 1.65 O.D.	978G-10C930-SBA PINK
15 TERMINAL (M)	TIN	978G-14421-AEA	COPPER ALLOY/WSS-H99P23-B	18-16 AWG	1.60 - 2.10 O.D.	XW43-14603-AA GREEN
15 TERMINAL (M)	GOLD	978G-14421-AJA	COPPER ALLOY/WSS-H99P23-B	22-20 AWG	1.19 - 1.65 O.D.	978G-10C930-SBA PINK
15 TERMINAL (M)	GOLD	978G-14421-AJA	COPPER ALLOY/WSS-H99P23-B	18-16 AWG	1.60 - 2.10 O.D.	XW43-14603-AA GREEN

ENTER DESCRIPTION ELEC NO. J4020H-0744 DRAWN: SONG05 2010/10/14 CHECKED BY: J4020H-0744 APPROVED BY: 2011/03/21 REV: A1	QUALITY SYMBOLS ▽=0 ▽=1 ▽=2	GENERAL TOLERANCES (UNLESS SPECIFIED) mm INCH 4 PLACES ± --- ± --- 3 PLACES ± --- ± --- 2 PLACES ± --- ± --- 1 PLACE ± --- ± --- ANGULAR ± ---	DIMENSION STYLE MM ONLY DRAWN BY DATE DLANGOLF 11/20/02 CHECKED BY DATE RKAKKURI 11/20/02 APPROVED BY DATE CPENDLETON 11/20/02	SCALE 4:1 DESIGN UNITS METRIC THIRD ANGLE PROJECTION	TITLE BLADE CONNECTOR 3WAY 1.5MM CABLE SEAL	MATERIAL NO. SD-34091-001 DOCUMENT NO. SD-34091-001	SHEET NO. 1 OF 1
	DRAFT WHERE APPLICABLE MUST REMAIN WITHIN DIMENSIONS						
	THIS DRAWING CONTAINS INFORMATION THAT IS PROPRIETARY TO MOLEX INCORPORATED AND SHOULD NOT BE USED WITHOUT WRITTEN PERMISSION						
	MOLEX MOLEX INCORPORATED						