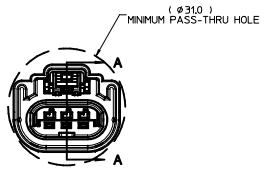
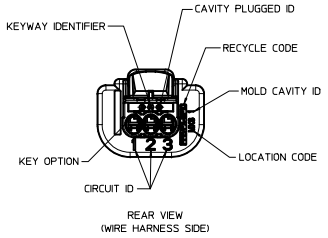
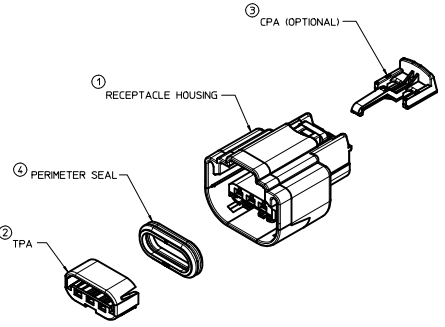

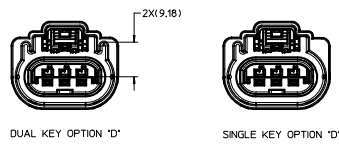
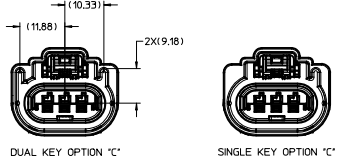
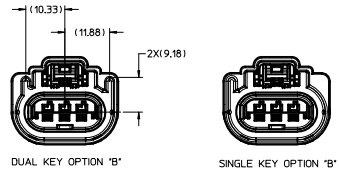
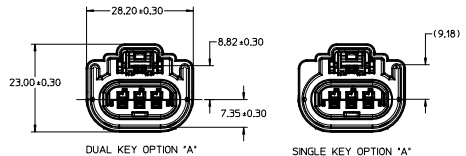


AWG	PART NUMBER	PAVOFF DIRECTION	PLATING	GRIP	QSR P/N	WIRE OD RANGE	COLOR
22	34083-2003	RIGHT	TIN	22	E-1644-01	1.19-1.65	PINK
22	34083-3003	LEFT	TIN	22			
22	34081-2005	RIGHT	GOLD	22			
20	34083-2002	RIGHT	TIN	18/20			
20	34083-3002	LEFT	TIN	18/20	E-1644-00	1.60-2.10	GREEN
20	34081-2004	RIGHT	GOLD	18/20			
18	34083-2002	RIGHT	TIN	18/20			
18	34083-3002	LEFT	TIN	18/20			
16	34081-2004	RIGHT	GOLD	16/20	E-1644-02	2.10-2.50	YELLOW
16	34081-3001	LEFT	TIN	16			
16	34083-2001	RIGHT	TIN	16			
16	34081-2003	RIGHT	GOLD	16			
16	34081-3003	LEFT	GOLD	16			

WIRE SIZE	TERMINAL *PREFERRED*	(SEE NOTE 5 FOR OPTIONAL TERMINALS)
		CABLE SEAL (QSR)



LATCH STYLE	ASSEMBLY P/N	KEY OPTION	HSG COLOR	CPA	MATES W/ USCAR DUAL KEY	MATES W/ USCAR SINGLE KEY	STATUS
OPTIONAL LATCH	342503068	D	BLACK		N/A	150-S-003-1-D02	SALEABLE
	342503052	D	GREY		N/A	150-S-003-1-D02	SALEABLE
	342503051	C	BROWN		N/A	150-S-003-1-C02	SALEABLE
	342503018	B	GREY		150-S-003-1-B01	N/A	SALEABLE
	342503017	A	BLACK	NONE	150-S-003-1-A01	N/A	DESIGN CONCEPT ONLY
	342503066	B	BLACK		150-S-003-1-B01	N/A	SALEABLE
	342503071	C	GREY		150-S-003-1-C01	N/A	SALEABLE
	342503036	D	GREY		N/A	150-S-003-1-D02	SALEABLE
	342503035	C	BROWN	YES	N/A	150-S-003-1-C02	SALEABLE
	342503009	B	GREY		150-S-003-1-B01	N/A	SALEABLE
	342503001	A	BLACK		150-S-003-1-A01	N/A	SALEABLE
	342503055	B	BLACK		150-S-003-1-B01	N/A	SALEABLE
STANDARD	342500051	D	GREY	NONE	N/A	150-S-003-1-D02	SALEABLE
	342500050	B	GREY		N/A	150-S-003-1-C02	SALEABLE
	342500049	A	BLACK		N/A	150-S-003-1-A02	DESIGN CONCEPT ONLY
	342500036	D	GREY		N/A	150-S-003-1-D02	SALEABLE
	342500035	C	BROWN	YES	N/A	150-S-003-1-C02	SALEABLE
	342500034	B	GREY		N/A	150-S-003-1-B02	DESIGN CONCEPT ONLY
	342500020	D	GREEN		150-S-003-1-D01	150-S-003-1-A02	DESIGN CONCEPT ONLY
	342500019	C	BROWN	NONE	150-S-003-1-C01	150-S-003-1-A01	DESIGN CONCEPT ONLY
	342500018	A	BLACK		150-S-003-1-B01	150-S-003-1-A01	DESIGN CONCEPT ONLY
	342500004	D	GREEN		150-S-003-1-D01	150-S-003-1-A01	DESIGN CONCEPT ONLY
	342500003	C	BROWN	YES	150-S-003-1-C01	150-S-003-1-B01	DESIGN CONCEPT ONLY
	342500002	B	GREY		150-S-003-1-B01	150-S-003-1-A01	DESIGN CONCEPT ONLY

- UNLESS OTHERWISE SPECIFIED:
- PART CONFORMS TO SAE/USCAR-2 REV. 4 (05/04), EXCEPT AS FOLLOWS:
 - DESIGNED TO MATE WITH DEVICE CONNECTION AS SPECIFIED IN USCAR/EWCAP DRAWING NO 150-S-003-1-202, ALL OPTION A-D, REV. A, DATED 10/19/99, ALSO WITH THE DEVICE CONNECTION AS SPECIFIED IN USCAR/EWCAP DRAWING NO 150-S-003-1-201, ALL OPTION A-D, REV. D, DATED 10/15/02.
 - ASSEMBLY SHIPPED WITH TPA IN PRE-LOCK POSITION (SEE SECTION A-A PRELOCK). UPON FULL TERMINAL ASSEMBLY, TPA MUST BE SNAPPED INTO ITS FINAL LOCK POSITION AFTER TERMINALS ARE ASSEMBLED.
 - OPTIONAL CPA SHOWN IN ALL VIEWS. SEE TABLE FOR SPECIFIC ASSEMBLY OPTION AND NUMBER.
 - FOR PREFERRED TERMINALS SEE MOLEX DRAWING SD-34083-002 FOR OPTIONAL TERMINALS SEE MOLEX DRAWING SD-34083-001

ITEM	DESCRIPTION	COLOR	MOLEX P/N	RECYCLE CODE
1	RECEPTACLE HOUSING	SEE CHART	SEE CHART	PPE/PA GF10
2	TPA	NATURAL	342520001	PBT-GF30
3	CPA	RED	340660001	PBT-GF30
4	PERMETER SEAL	BLUE	342530001	SILICON 50 DUROMETER
		BLUE	342530002	SILICON 50 DUROMETER

ENTER DESCRIPTION EC NO: UAU2012-0232 DRAWING NO: 2012/04/15 APPROVAL: WOSHY DATE: 2012/04/13 REV:	QUALITY SYMBOLS 	GENERAL TOLERANCES (UNLESS SPECIFIED) mm INCH 4 PLACES ± --- ± --- 3 PLACES ± --- ± --- 2 PLACES ± 0.10 ± --- 1 PLACE ± 0.3 ± --- ANGULAR ± 3 °	DIMENSION STYLE MM ONLY DRAWN BY DATE: L.P.LIM 2003/09/03 CHECKED BY DATE:	SCALE 2:1 DESIGN UNITS METRIC THIRD ANGLE PROJECTION	TITLE RECEPTACLE ASSEMBLY 3-WAY USCAR CONNECTOR 15MM CABLE SEAL	
	APPROVED BY DATE: WOSHY 2010/11/11 RATIFIER NO. DOCUMENT NO. MOLEX MOLEX INCORPORATED		DRAFT WHERE APPLICABLE MUST REMAIN WITHIN DIMENSIONS		SIZE SEE CHART	SHEET NO. 1 OF 1
	THIS DRAWING CONTAINS INFORMATION THAT IS PROPRIETARY TO MOLEX INCORPORATED AND SHOULD NOT BE USED WITHOUT WRITTEN PERMISSION					
	SD-34250-002					