CIRCUIT SIZE	DIM. "A"	DIM. "B"	DIM. "C"
2	——	.21 (5.4)	.370 (9.40)
4	.17 (4.2)	.38 (9.6)	.535 (13.60)
6	.33 (8.4)	.54 (13.8)	.701 (17.80)
8	.50 (12.6)	.71 (18.0)	.866 (22.00)
10	.66 (16.8)	.87 (22.2)	1.031 (26.20)
12	.83 (21.0)	1.04 (26.4)	1.197 (30.40)
14	.99 (25.2)	1.20 (30.6)	1.362 (34.60)
16	1.16 (29.4)	1.37 (34.8)	1.528 (38.80)
18	1.32 (33.6)	1.54 (39.0)	1.693 (43.00)
20	1.49 (37.8)	1.70 (43.2)	1.858 (47.20)
22	1.65 (42.0)	1.87 (47.4)	2.024 (51.40)
24	1.82 (46.2)	2.03 (51.6)	2.189 (55.60)

NOTES:

1) HOUSING MATERIAL AND OPTIONS:
   SEE CHARACTERISTICS LEGEND ON SHEET 2
   TERMINAL MATERIAL: BRASS ALLOY
2) TERMINAL PLATING:
   "A"= .000100/(.00254) MIN. MATTE TIN OVER .000050/(.00127) MIN. NICKEL
   "D"= .000100/(.00254) MIN. BRIGHT TIN OVER .000050/(.00127) MIN. NICKEL.
   "E"= .000030/(.00076) MIN. SELECT HARD GOLD, .000100/(.00254) MIN. SELECT MATTE TIN, OVER .000050/(.00127) MIN. NICKEL OVERALL
3) PRODUCT SPECIFICATION: PS-5556-001
4) PACKAGING SPECIFICATION: SEE CHART ON SHEET 2
5) PART MATES WITH MINI-FIT JR RECPTACLE #5557
6) ITEM NUMBERS PRECEDED BY AN "X" IN THE CHART ARE NOT AVAILABLE
7) PART CONFORMS TO CLASS "B" REQUIREMENTS OF COSMETIC SPECIFICATION PS-45499-002
8) CONNECTOR ASSEMBLIES ARE NOT TO BE MATED OR UNMATED WHILE CIRCUITS ARE LIVE
9) PARTS ARE NOT DESIGNED FOR CURRENT SHARING.

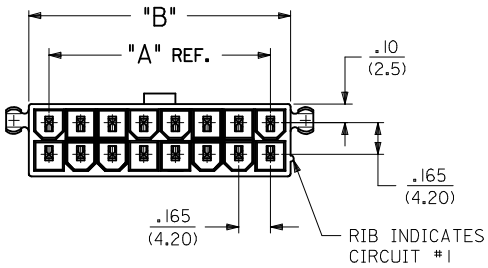

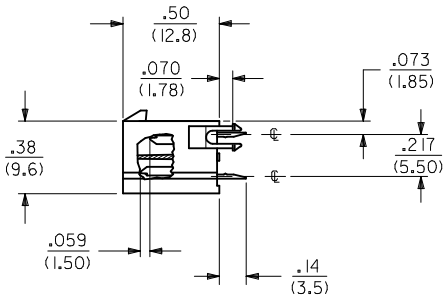

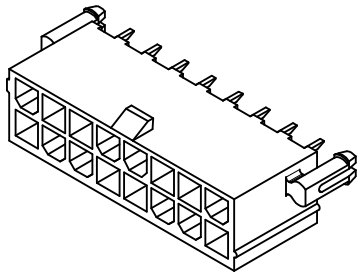

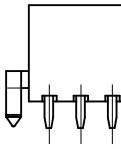

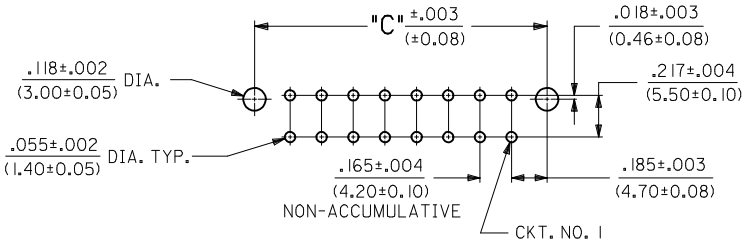

RECOMMENDED HOLE LAYOUT FOR .070/(1.78) MAX. THICK P.C. BOARD

VIEWED FROM COMPONENT SIDE

FIX PEG TIPS			
EC NO: UCP2014-0298	2013/07/23		
DRWN:NNGUYEN	2013/07/23		
CH'KD:JBELL	2013/07/23		
APPR:FSMITH	2013/08/16		
DESCRIPTION			
D13	REV		

QUALITY SYMBOLS: =0 =0 =0

GENERAL TOLERANCES (UNLESS SPECIFIED)	mm	INCH
4 PLACES	± ---	± ---
3 PLACES	± ---	± .015
2 PLACES	± 0.38	± .020
1 PLACE	± 0.50	± ---
0 PLACE	±	±
ANGULAR ±1/2°		

DRAFT WHERE APPLICABLE MUST REMAIN WITHIN DIMENSIONS

DIMENSION STYLE: IN/MM	SCALE: 2:1	DESIGN UNITS: METRIC	THIRD ANGLE PROJECTION
DRAWN BY: AFG	DATE: 1994/12/14	TITLE: 2-24 CKT VERT HDR ASSY MIN-FIT JR MF/BL W/WO PEGS	
CHECKED BY: RJF	DATE: 1994/12/14		
APPROVED BY: FSMITH	DATE: 2011/06/17	molex	
MATERIAL NO.: SEE SHEET 2		DOCUMENT NO.: SDA-43460-****	SHEET NO.: 1 OF 2
SIZE: C			

THIS DRAWING CONTAINS INFORMATION THAT IS PROPRIETARY TO MOLEX INCORPORATED AND SHOULD NOT BE USED WITHOUT WRITTEN PERMISSION

ITEM NO.	CHARACTERISTIC DESCRIPTION	TERMINAL VERSION REQUIRED AT EACH CIRCUIT LOCATION: (SEE CODES AT RIGHT)																								PACKAGING
		1	2	3	4	5	6	7	8	9	10	11	12	13	14	15	16	17	18	19	20	21	22	23	24	
43460-0001	04AAA	1	1	8	8	-	-	-	-	-	-	-	-	-	-	-	-	-	-	-	-	-	-	-	-	BULK
43460-0002	04BAA	1	1	8	8	-	-	-	-	-	-	-	-	-	-	-	-	-	-	-	-	-	-	-	-	BULK
43460-0003	04AAA	1	1	8	8	-	-	-	-	-	-	-	-	-	-	-	-	-	-	-	-	-	-	-	-	BULK
43460-0004	04BAA	1	1	8	8	-	-	-	-	-	-	-	-	-	-	-	-	-	-	-	-	-	-	-	-	BULK
43460-0005	06AAA	1	8	8	8	8	8	-	-	-	-	-	-	-	-	-	-	-	-	-	-	-	-	-	-	BULK
43460-0006	06BAA	1	8	8	8	8	8	-	-	-	-	-	-	-	-	-	-	-	-	-	-	-	-	-	-	BULK
43460-0007	04FAA	1	1	8	1	-	-	-	-	-	-	-	-	-	-	-	-	-	-	-	-	-	-	-	-	BULK
43460-0008	04FAA	8	8	8	1	-	-	-	-	-	-	-	-	-	-	-	-	-	-	-	-	-	-	-	-	BULK
43460-0009	12FAA	1	8	8	8	8	8	8	8	8	8	8	1	-	-	-	-	-	-	-	-	-	-	-	-	BULK
43460-0010	04FAA	8	8	8	1	-	-	-	-	-	-	-	-	-	-	-	-	-	-	-	-	-	-	-	-	BULK
43460-0011	02FAD	9	5	-	-	-	-	-	-	-	-	-	-	-	-	-	-	-	-	-	-	-	-	-	-	BULK
43460-0012	02AAA	8	1	-	-	-	-	-	-	-	-	-	-	-	-	-	-	-	-	-	-	-	-	-	-	PK-5566-001
43460-0013	08EAA	8	1	8	8	8	1	8	8	-	-	-	-	-	-	-	-	-	-	-	-	-	-	-	-	PK-5566-001
43460-0014	04FAA	1	8	8	8	-	-	-	-	-	-	-	-	-	-	-	-	-	-	-	-	-	-	-	-	PK-5566-001
43460-0015	24AAA	1	8	8	8	8	8	8	8	8	8	8	1	1	8	8	8	8	8	8	8	8	8	8	1	PK-5566-001
43460-0016	24AAE	3	10	10	10	10	10	10	10	10	10	10	3	3	10	10	10	10	10	10	10	10	10	10	3	PK-5566-001

TERM. CODES FOR CHART AT LEFT		
TERMINAL NO.	PLATING /	MATERIAL
1=MAKE-FIRST	A	BRASS
3=MAKE-FIRST	E	BRASS
5=MAKE-FIRST	D	BRASS
8=STANDARD	A	BRASS
9=STANDARD	D	BRASS
10=STANDARD	E	BRASS

CHARACTERISTICS LEGEND:

** * * *

CIRCUIT SIZE:
(02-24)

HOUSING MATERIAL AND OPTIONS:

"A"=NYLON 6/6, UNFILLED U.L. 94V-2, WITH PEGS, COLOR: NATURAL.
"B"=NYLON 6/6, UNFILLED U.L. 94V-0, WITH PEGS, COLOR: NATURAL.
"E"=NYLON 6/6, UNFILLED U.L. 94V-2, WITHOUT PEGS, COLOR: NATURAL.
"F"=NYLON 6/6, UNFILLED U.L. 94V-0, WITHOUT PEGS, COLOR: NATURAL.

TERMINAL MATERIAL:

"A"=BRASS ALLOY

TERMINAL PLATING (SEE NOTE 2):

"A"= 100 MIN. MATTE TIN OVER 50 MIN. NICKEL
"D"= 100 MIN. TIN OVER 50 MIN. NICKEL
"E"= 30 MIN. GOLD AND 100 MIN. MATTE TIN OVER 50 MIN. NICKEL

SEE SHEET 1
EC NO: UCP2014-0298 2013/07/23
DRWN:NNGUYEN 2013/07/23
CH'KD:JBELL 2013/08/16
APPR:FSMITH
DESCRIPTION
D13
REV

QUALITY SYMBOLS
E/A =0
E/C =0
E/P =0

GENERAL TOLERANCES (UNLESS SPECIFIED)

	mm	INCH
4 PLACES	± ---	± ---
3 PLACES	± ---	± .015
2 PLACES	± 0.38	± .020
1 PLACE	± 0.50	± ---
0 PLACE	±	±

ANGULAR ±1/2°

DRAFT WHERE APPLICABLE MUST REMAIN WITHIN DIMENSIONS

DIMENSION STYLE: IN/MM
SCALE: 1:1
DESIGN UNITS: METRIC
THIRD ANGLE PROJECTION

DRAWN BY: AFG DATE: 1994/12/14
CHECKED BY: RJF DATE: 1994/12/14
APPROVED BY: FSMITH DATE: 2011/06/17

TITLE: 2-24 CKT VERT HDR ASSY MIN-FIT JR MF/BL W/WO PEGS

molex

MATERIAL NO.: SEE CHART
DOCUMENT NO.: SDA-43460-****
SHEET NO.: 2 OF 2
SIZE: C

THIS DRAWING CONTAINS INFORMATION THAT IS PROPRIETARY TO MOLEX INCORPORATED AND SHOULD NOT BE USED WITHOUT WRITTEN PERMISSION