ITEM NUMBER	CKT. SIZE	STANDARD TERMINAL LOADED	QTY.	LOADED IN CIRCUIT POSITIONS	MFBL TERMINAL LOADED	QTY.	LOADED IN CIRCUIT POSITIONS	QUANTITY OF VOIDED CIRCUITS	DIM "A"	DIM "B"	DIM "C"	TERMINAL PLATING
44540-0001	3	YES	1	2	YES	2	1 & 3	NONE	3.50	30.90	1.80	OVERALL BRIGHT TIN
44540-0002	3	YES	2	2 & 3	NO	N/A	N/A	1	3.50	30.90	1.80	
44540-0003	3	YES	2	1 & 3	NO	N/A	N/A	1	3.50	30.90	1.80	
44540-0004	3	YES	2	1 & 2	NO	N/A	N/A	1	3.50	30.90	1.80	
44540-0005	5	YES	4	2, 3, 4, 5	YES	1	1	NONE	3.50	50.90	1.80	
44540-0006	4	YES	3	2, 3, 4	YES	1	1	NONE	3.50	40.90	1.80	
44540-0007	3	YES	2	1 & 2	YES	1	3	NONE	3.50	30.90	1.80	
44540-0008	4	YES	3	1, 2, 3	YES	1	4	NONE	3.50	40.90	1.80	
44540-0009	2	YES	1	2	YES	1	1	NONE	5.10	20.90	3.40	
44540-0010	2	YES	1	2	YES	1	1	NONE	3.50	20.90	1.80	
44540-0011	2	YES	1	1	YES	1	2	NONE	3.50	20.90	1.80	
44540-0012	4	YES	1	2	YES	3	1, 3 & 4	NONE	5.10	40.90	3.40	
44540-0013	3	YES	2	1 & 3	YES	1	2	NONE	3.50	30.90	1.80	
44540-0014	6	YES	5	1,2,3,4&5	YES	1	6	NONE	3.50	60.90	1.80	
44540-1009	2	YES	1	2	YES	1	1	NONE	5.10	20.90	3.40	SELECT GOLD IN CONTACT AREA MATTE TIN IN SOLDER TAILS

NOTES:-

1. MATERIAL: HOUSING:- GLASS FILLED NYLON 4/6, U.L. 94V-0, COLOR: BLACK.
   TERMINAL:- HIGH PERFORMANCE COPPER ALLOY.
2. PLATING: OVERALL BRIGHT TIN:- .000100/(.00254) MIN. TIN OVER .000050/(.00127) MIN. NICKEL.
   SELECT GOLD:- .000030/(.00076) MIN. SELECT GOLD IN CONTACT AREA, .000100/(.00254) MIN. SELECT TIN ON SOLDER TAILS OVER .000050/(.00127) MIN. NICKEL.
3. PRODUCT SPECS: NONE.
4. PACKAGING INFORMATION: PK-42820-910.
5. PART IS DESIGNED AND DIMENSIONED IN METRIC.
6. WHEN USING OVERALL TIN PLATED TERMINALS, FOR APPLICATIONS INVOLVING VIBRATION AND/OR THERMAL CYCLING, MOLEX STRONGLY RECOMMENDS THE USE OF NYE LUBRICANT (NYOGEL 760G) ON THE MATING SURFACES OF THE TERMINAL.

CIRCUIT POSITIONS

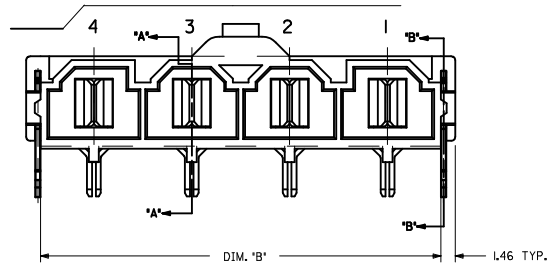

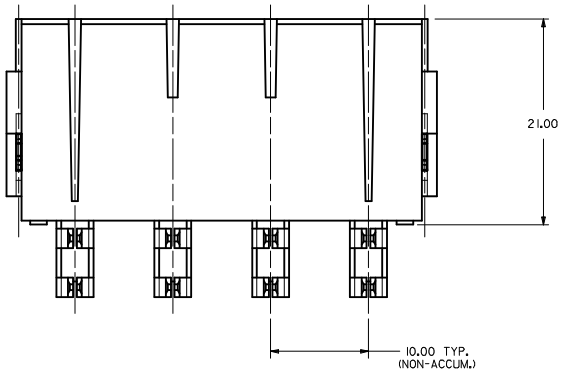

4 CIRCUIT

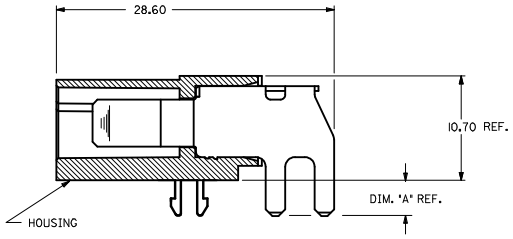

SECTION "A"-"A"

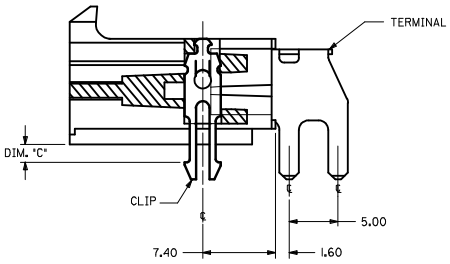

SECTION "B"-"B"

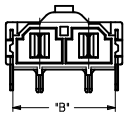

2 CIRCUIT

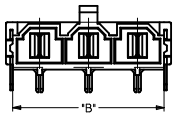

3 CIRCUIT

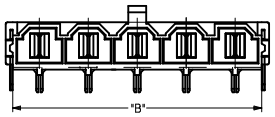

5 CIRCUIT

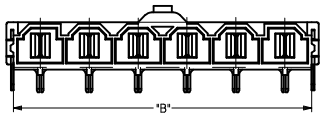

6 CIRCUIT

ADD 44540-0014	2012/09/25		
EC NO: UCP2013-1192	2012/09/25		
DRWN:AEJHAG	2012/10/01		
CHKD:JBELL			
APPR:FSMITH			
DESCRIPTION			
B4	REV		

QUALITY SYMBOLS: ▼=0, ▽=0

GENERAL TOLERANCES (UNLESS SPECIFIED)	mm	INCH
4 PLACES	± ---	± ---
3 PLACES	± ---	± ---
2 PLACES	± 0.25	± ---
1 PLACE	± 0.40	± ---
ANGULAR ±1/2°		

DRAFT WHERE APPLICABLE MUST REMAIN WITHIN DIMENSIONS

DIMENSION STYLE: MM ONLY	SCALE: 4:1	DESIGN UNITS: METRIC	THIRD ANGLE PROJECTION
DRAWN BY: COMERCI DATE: 9/9/04	TITLE: RIGHT ANGLE HEADER ASSY. MINI-FIT SR. SERIES W/ MFBL AND VOIDS		
CHECKED BY: COMERCI DATE: 9/9/04			
APPROVED BY: COMERCI DATE: 9/9/04	MOLEX INCORPORATED		
MATERIAL NO.: SEE CHART	DOCUMENT NO.: SD-44540-001	SHEET NO.: 1 OF 1	
SIZE: D	THIS DRAWING CONTAINS INFORMATION THAT IS PROPRIETARY TO MOLEX INCORPORATED AND SHOULD NOT BE USED WITHOUT WRITTEN PERMISSION		