Han E® Inserts with PCB adapter

500 V 16 A



insert	Size	Part number Male insert (M)	Part number Female insert (F)
Order contacts separately			
Han® 6 E	6 B	**09 33 006 2602**	**09 33 006 2702**
Han® 10 E	10 B	**09 33 010 2602**	**09 33 010 2702**
Han® 16 E	16 B	**09 33 016 2602**	**09 33 016 2702**
Han® 24 E	24 B	**09 33 024 2602**	**09 33 024 2702**

Drawing

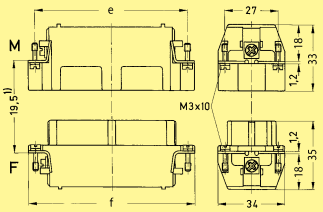

Dimensions in mm

	e	f
6 E	44	51
10 E	57	64
16 E	77.5	84.5
24 E	104	111

1) Distance for contact max. 21 mm

Han E® double contacts	Part number Male contacts	Part number Female contacts
to connect the PCP-Adapter	09 33 000 6180	09 33 000 6280

Drawing

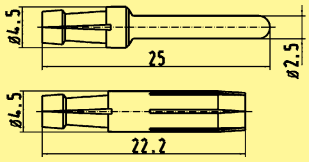

Dimensions in mm

PCB adapter	Part number
	09 33 000 9996

Drawing

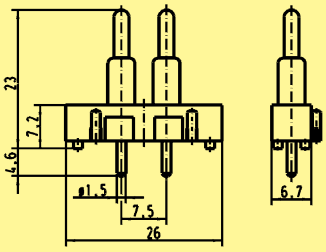

Dimensions in mm

Housings bulkhead mounting	Size	Part number
	6 B	**09 30 006 0301**
	10 B	**09 30 010 0301**
	16 B	**09 30 016 0301**
	24 B	**09 30 024 0301**

Drawing

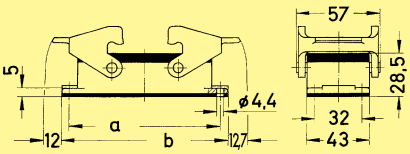

Dimensions in mm

Size	a	b	Panel cut out
6 B	70	80	48 x 35
10 B	83	93	60 x 35
16 B	103	113	82 x 35
24 B	130	140	108 x 35

Size 6 B with 1 locking lever

Further informations see chapter 03 (Han E®)

Stock items in bold type