

10

9

8

7

6

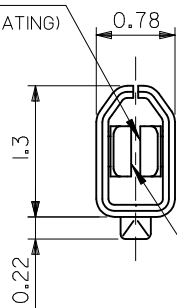
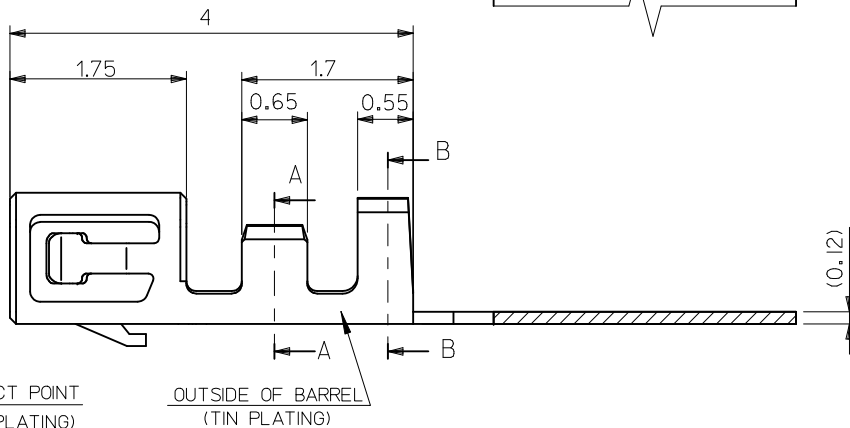
5

4

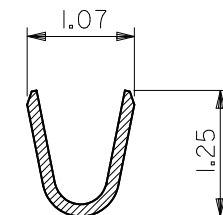
3

2

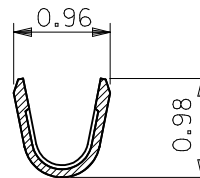
1

CONTACT POINT
(GOLD PLATING)CONTACT POINT
(GOLD PLATING)OUTSIDE OF BARREL
(TIN PLATING)

Ø 1.5



SECT. B-B



SECT. A-A

NOTES.

1. 適合ハウジング: 501189-****
APPLICABLE HOUSING: 501189-****2. メッキ仕様 (前メッキ)
PLATING (PRE-PLATING)
接点部金メッキ: 0.1 μm MIN.
CONTACT AREA GOLD PLATING
バレル外面 錫メッキ: 0.9 μm MIN.
OUTSIDE OF BARREL TIN PLATING
下地ニッケルメッキ: 1.0 μm MIN.
UNDER PLATING NICKEL PLATING3. 本製品はコンタクト部 金メッキ品である。
THIS PRODUCT IS GOLD PLATING FOR CONTACT POINT.4. 本製品はバレル外面 錫メッキ品である。
THIS PRODUCT IS TIN PLATING OUTSIDE A BARREL.

5. ELV AND RoHS COMPLIANT.

| | |
|--------------|--------------|
| 501193-3100 | バラ状 LOOSE |
| 501193-3000 | 連鎖状 CHAIN |
| MATERIAL NO. | 端子形状 FORM |

MATERIAL
リン青銅 下地ニッケル、部分金メッキ、錫メッキ品
PHOSPHOR BRONZE t=0.12
SELECTIVE GOLD PLATING
SELECTIVE TIN PLATING
UNDER NICKEL PLATING

FINISH

SEE NOTE

WIRE RANGE

AWG#28-32

INS. RANGE

ø 0.4-0.8

RELEASED

EC NO: J2011-0328

DRWN:TKON

CHKD:

APPR:NUKITA

REV

GENERAL TOLERANCES
(UNLESS SPECIFIED)

10 UNDER ±0.2

10 OVER 30 UNDER ±0.25

30 OVER ±0.3

ANGULAR ±3 °

DRAFT WHERE APPLICABLE

MUST REMAIN

WITHIN DIMENSIONS

DIMENSION STYLE

MM ONLY

DRAWN BY DATE
TKON 2010/09/01

CHECKED BY DATE

APPROVED BY DATE
NUKITA 2010/09/02

MATERIAL NO.

SEE TABLE

SIZE

A3

SCALE

20:1

DESIGN UNITS

METRIC

THIRD ANGLE
PROJECTION1.0 WIRE TO BOARD CONN.
CRIMP REC TERMINAL

molex

MOLEX INCORPORATED

DOCUMENT NO.

SD-501193-003

SHEET NO.

1 OF 1

9

8

7

6

5

4

3

2