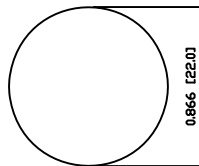
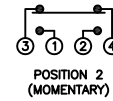
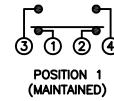


SUGGESTED PANEL CUTOUT



MAXIMUM PANEL THICKNESS: 0.315 [8.0mm]

SCHEMATIC



SPECIFICATIONS

FUNCTION:  
1PNO OFF-(ON) + 1PNC ON-(OFF)

RATING:  
2A 48VDC

CONTACT RESISTANCE:  
Initial: 50mΩ Max. at 1A 12VDC

INSULATION RESISTANCE:  
1,000MΩ Min. at 500VDC

DIELECTRIC STRENGTH:  
2,000VAC Min. for 1 Minute

ELECTRICAL LIFE:  
50,000 Cycles

MECHANICAL LIFE:  
1,000,000 Cycles

TEMPERATURE:  
Operating: -20°C to 70°C

INGRESS PROTECTION:  
IP65

APPROVALS:  
**RoHS**  
COMPLIANT

MATERIALS

BUSHING:  
Stainless Steel (304)

BASE:  
Polyamide 6/6 (PA66)

ACTUATOR:  
Stainless Steel (304)

HARDWARE:  
Nickel Plated Brass (H59)

SEALING:  
Silicone Rubber

INNER ASSEMBLY:  
Polycarbonate (PC)  
Polyoxymethylene (POM)  
Brass (H62)  
Stainless Steel (304)

SPRING:  
Stainless Steel (304)

CONTACTS:  
Silver/Cadmium Oxide (AgCdO)

TERMINALS:  
Brass (H62)

O-RING:  
Silicone Rubber

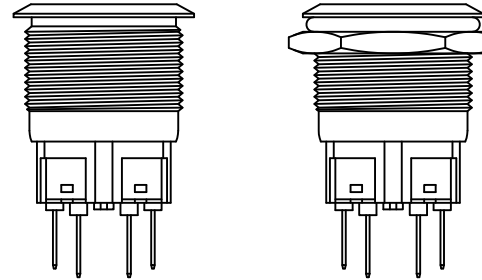
COLORS AND FINISH

BEZEL:  
Stainless Steel  
Machine Finish

ACTUATOR:  
Stainless Steel  
Machine Finish

ILLUMINATION:  
None

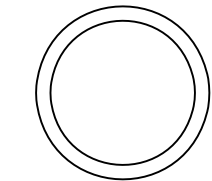
MARKING:  
Horn Symbol (M04)



O-RING

HEX NUT

EXPLODED VIEW



ASSEMBLED VIEW

BODY	A	09/07/22	CAB
COLORS	A	10/04/08	CAB
MATERIALS	B	09/12/02	CAB
SPECIFICATIONS	B	09/12/29	CAB
REFERENCE	REV.	DATE	BY

THE INFORMATION CONTAINED IN THIS DOCUMENT IS PROPRIETARY TO E-SWITCH AND IS NOT TO BE COPIED OR TRANSFERRED

A	INITIAL RELEASE	19009	10/04/08	CAB
REV.	DESCRIPTION	PCR	DATE	DRAWN BY

DIMENSIONS	INCHES [MILLIMETERS]
GENERAL TOLERANCES	±0.008 [±0.2] / ±1°
SCALE	DRAWING NOT TO SCALE
PROJECTION	1ST ANGLE

E-SWITCH		LAMB INDUSTRIES	
PV7F2Y0SS-M04			
ITEM NUMBER	52-PV7F2Y0SSM04	DATE	APRIL 8, 2010
REVISION	A		