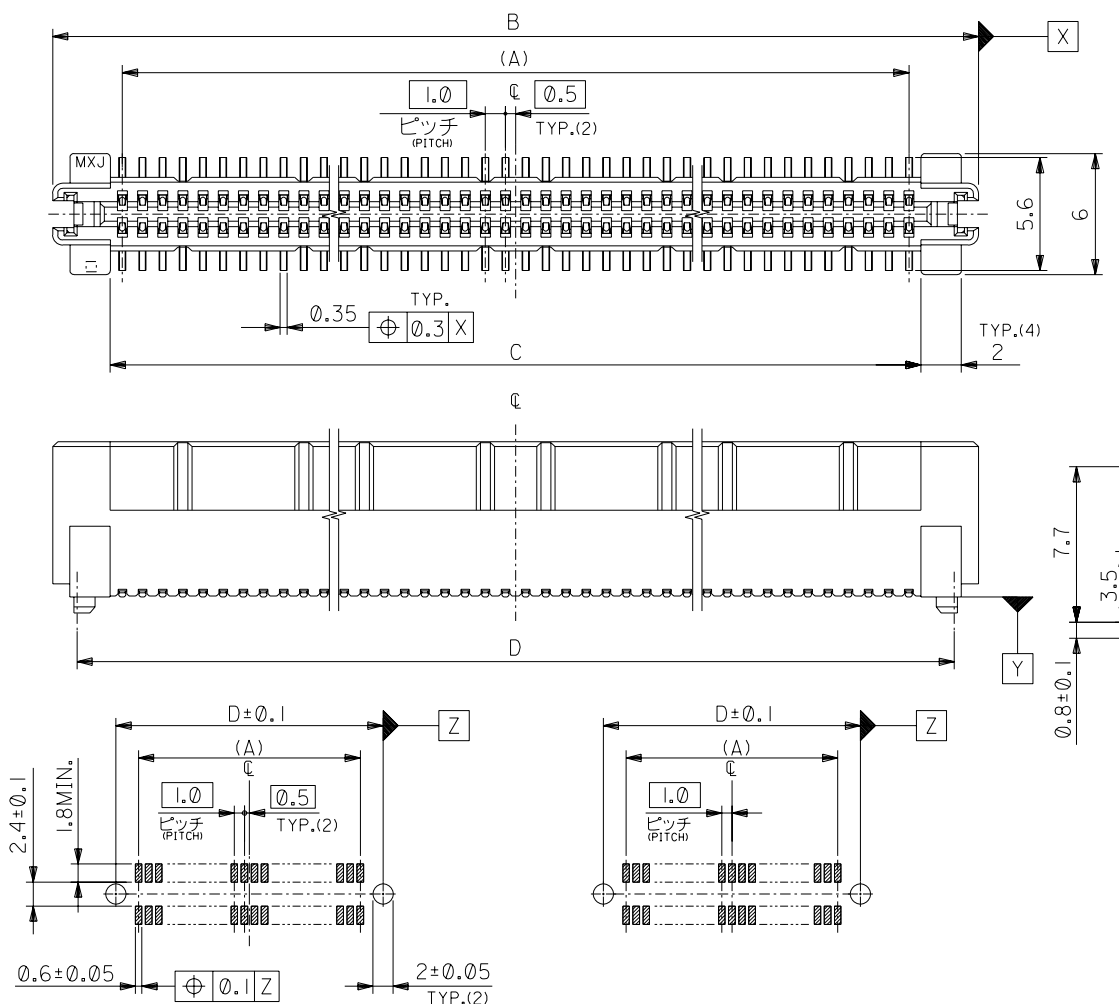


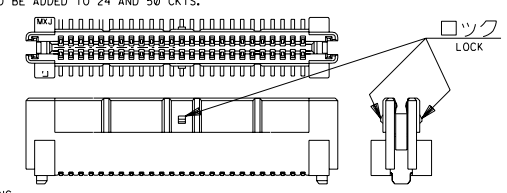
DWG. NO. SD-52602-001



推奨基板寸法 (24, 60, 120, 140極)
RECOMMENDED PCB PATTERN LAYOUT (24,60,120,140 CKTS.)

推奨基板寸法 (50極)
RECOMMENDED PCB PATTERN LAYOUT (50 CKTS.)

- 注) NOTES
- 材質 MATERIAL
ハウジング: ガラス入りLCP、白色、UL94V-0
HOUSING: G.F.LCP, WHITE, UL94V-0
ターミナル: 燐青銅 (t=0.2)
TERMINAL: PHOSPHOR BRONZE
 - メッキ仕様 PLATING
接点部: 金メッキ 0.25 μm以上
CONTACT AREA: GOLD 0.25 μm MIN.
半田付け部: 錫メッキ 1.0 μm以上
SOLDER TAIL AREA: TIN 1.0 μm MIN.
下地メッキ: ニッケルメッキ 2.0 μm以上
UNDER-PLATING: NICKEL 2.0 μm MIN.
 - 推奨基板厚 RECOMMENDED PCB THICKNESS
1.0 ± 0.1 mm MIN.
 - テールのバラツキ寸法 TAIL COPLANARITY
テールは、Y面を基準とし、上へ 0.02 下へ 0.15 の範囲にのみ、且つテール平坦度は 0.15 とする。
TAILS TO BE WITHIN 0.02 UPWARD AND 0.15 DOWNWARD FROM Y-DATUM PLANE, AND TAIL COPLANARITY TO BE 0.15.
 - ロックは、24, 50極に設置する。
LOCK TO BE ADDED TO 24 AND 50 CKTS.



- 梱包 PACKAGING
本製品はスティック梱包とし梱包後の MATERIAL NO. は 52602-***79 とする。
THIS PRODUCT IS TO BE PACKED IN TUBE. MATERIAL NO. 52602-***79
- 同一基板内に複数個 (2ヶ以上) の使用は避けてください。
MXJ DOSE NOT RECOMMEND THE USAGE OF TWO OR MORE OF THESE CONNECTORS BETWEEN A SINGLE PAIR OF P.C.B.OARD.
- 本製品は、52602-***0 の鉛フリー品である。
THIS PRODUCT IS LEAD FREE OF 52602-***0.

73.5	70.2	75.9	69	52602-1470	140
63.5	60.2	65.9	59	52602-1270	120
33.5	30.2	35.9	29	52602-0670	60
28.5	25.2	30.9	24	52602-0570	50
15.5	12.2	17.9	11	52602-2470	24
D	C	B	(A)	MATERIAL NO.	極数 NO. OF CIRCUITS

DO NOT SCALE DRAWING

EC NO. DRAWN: CH'K: APPR:		EC NO. DRAWN: CH'K: APPR:		EC NO. DRAWN: CH'K: APPR:		EC NO. DRAWN: CH'K: APPR:		EC NO. DRAWN: CH'K: APPR:		RELEASED '04/03/10 EC NO. J2004-2974 DRWN: Y.SAKIYAMA CH'K: M.SASAO APPR: M.SASAO		MATERIAL 材料 SEE NOTES		GENERAL TOLERANCES: (UNLESS SPECIFIED) 一般公差		SCALE 1:1 DESIGN UNITS mm INCH		MODEL NO. 52602-***70		DIMENSIONS: mm INCH		SHT REV			
												FINISH 仕上げ SEE NOTES		DRAWN BY & DATE Y. Sakayama '04/03/10		THIRD ANGLE PROJECTION		TITLE: 1.0 B/B S/T REC. HS'G ASS'Y -LEAD FREE-							
												WIRE RANGE 適用電線範囲 //		CHECKED BY & DATE H. Sato '04/03/10		MOLEX		MATERIAL NO. SEE CHART		DRAWING NO. SD-52602-001		SHEET NO. 1 OF 1			
												INS. RANGE 被覆外径 //		APPROVED BY & DATE H. Sato '04/03/10		MATERIAL NO. SEE CHART		DRAWING NO. SD-52602-001		SHEET NO. 1 OF 1		SIZE B			
												ANGLE 角度 ±3°		THIS DRAWING CONTAINS INFORMATION THAT IS PROPRIETARY TO MOLEX INCORPORATED AND SHOULD NOT BE USED WITHOUT WRITTEN PERMISSION.										EN-02J(097) MXJ-54	

SD-52602-001.S01

7 6 5 4 3 2 1

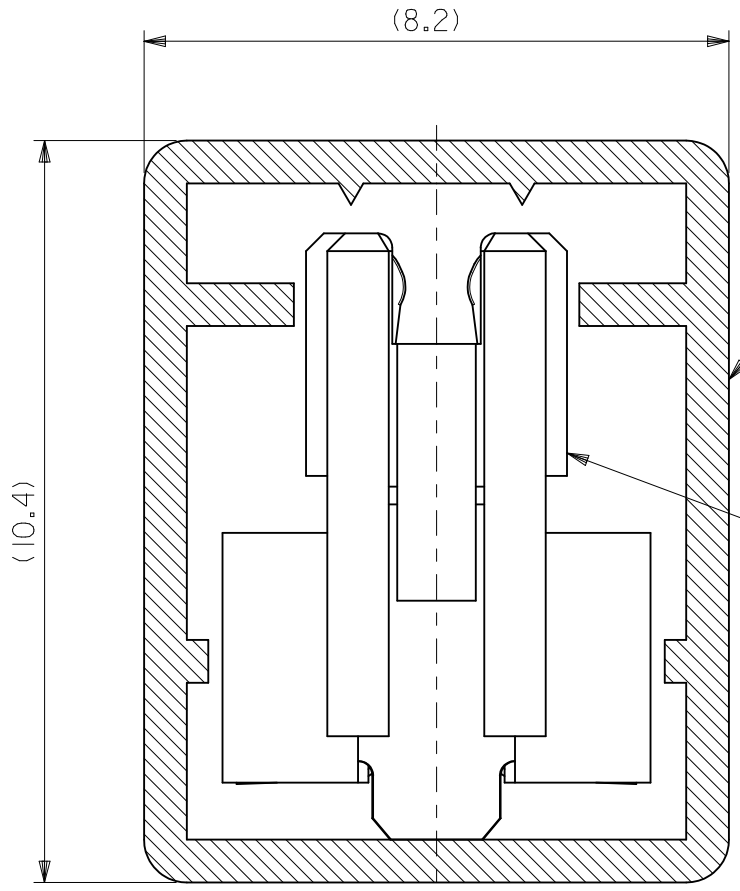
E

D

C

B

A



スティック
STICK

52602-***70

注記
NOTES

1. スティック両端はキャップ止め。
BOTH ENDS WITH CAPS.
2. 全 長: 600±2
TOTAL LENGTH
3. 肉 厚: 0.6±0.2
THICKNESS
4. 本製品は、52602-***9 の鉛フリー品である。
THIS PRODUCT IS LEAD FREE OF 52602-***9.

8	52602-1279	120
15	52602-0679	60
18	52602-0579	50
31	52602-2479	24

52602-***79	MODEL NO.	梱包数 QUANTITY	MATERIAL NO.	極数 NO. OF CIRCUITS
-------------	-----------	-----------------	--------------	-----------------------

REVISED EC NO: J2011-1534 DRWN:TKAKIMOTO 2012/04/20 CHKD:THARUYAMA 2012/04/23 APPR:HIRATA 2012/06/07	GENERAL TOLERANCES (UNLESS SPECIFIED)	
	10 UNDER	±---
	10 OVER 30 UNDER	±---
	30 OVER	±---
	ANGULAR	±--- °
DRAFT WHERE APPLICABLE MUST REMAIN WITHIN DIMENSIONS		

DIMENSION STYLE MM ONLY		SCALE 10:1	DESIGN UNITS METRIC	THIRD ANGLE PROJECTION
DRAWN BY YSAKIYAMA	DATE 2004/03/10	TITLE STICK PACKAGE FOR 52602-***70 -LEAD FREE-		
CHECKED BY MSASAO	DATE 2004/03/10	molex		
APPROVED BY	DATE			
MATERIAL NO.	DOCUMENT NO. SD-52602-002	SHEET NO. 1 OF 1		
SIZE A4	THIS DRAWING CONTAINS INFORMATION THAT IS PROPRIETARY TO MOLEX INCORPORATED AND SHOULD NOT BE USED WITHOUT WRITTEN PERMISSION			

材料
MATERIAL
スティック: ポリ塩化ビニル
STICK: P.V.C

6 5 4 3 2