

PRODUCT NUMBER

57102-XXX-XXXXLX

PLATING

S = 0.38µm GOLD/GXT ON CONTACT AREA
3.81µm TIN LEAD ON TAIL

G = 0.76µm GOLD/GXT ON CONTACT AREA
3.81µm TIN LEAD ON TAIL

F = GOLD FLASH ON CONTACT AREA
3.81µm TIN LEAD ON TAIL

WHEN "LF" IS REQUIRED, 2µm MIN
MATTE TIN OVER 1.27µm MIN NICKEL
INSTEAD OF TIN-LEAD

WHEN REQUIRED, ADD SUFFIX LETTER "LF"
INDICATES THE PRODUCT IS RoHS COMPATIBLE
SEE NOTE 7

POLARIZATION, SEE NOTE 4

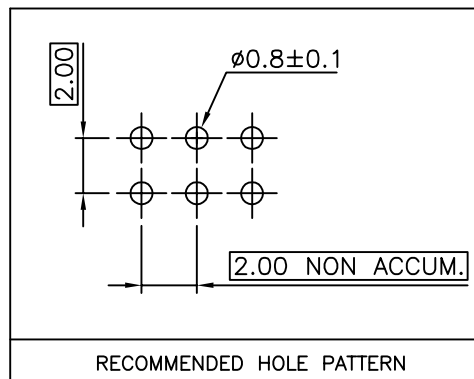
PACKAGING, SEE NOTE 5

NB OF POSITIONS PER ROW: 02 TO 25 POS

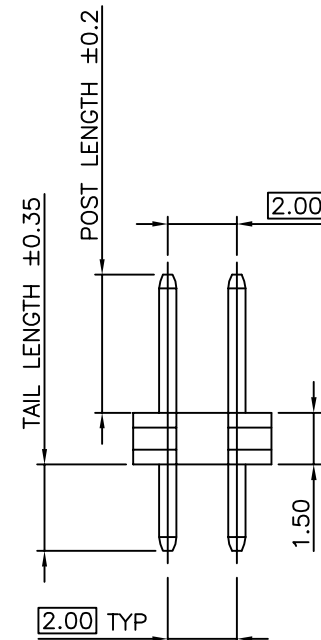
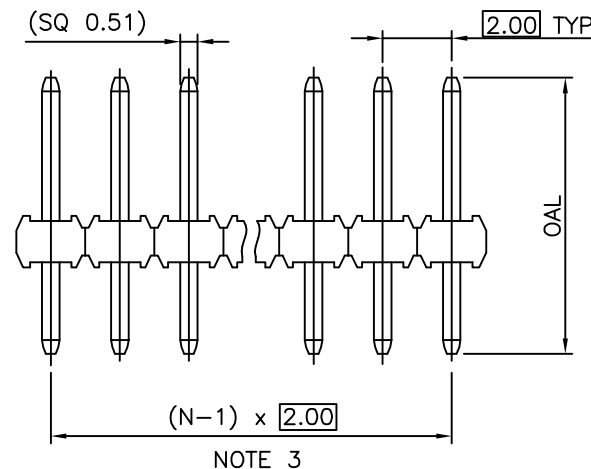
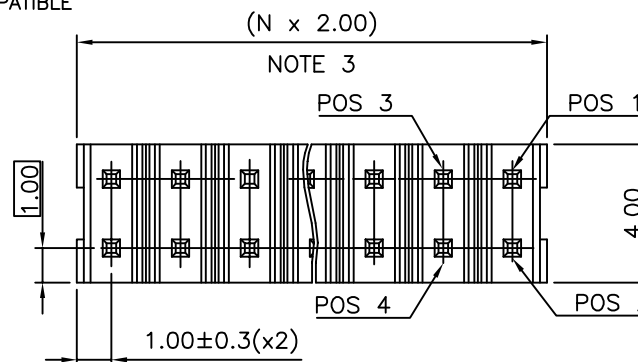
PIN STYLE	POST LENGTH	TAIL LENGTH	OAL
02	2.00	2.50	6.00
04	2.00	3.00	6.50
06	4.00	2.50	8.00
08	4.00	3.00	8.50
10	6.00	3.00	10.50
12	5.71	4.37	11.58

NOTES:

- MATERIAL HOUSING: HIGH TEMP. THERMOPLASTIC
UL 94V-0, COLOR BLACK
- MATERIAL TERMINAL: COPPER ALLOY
- TO DETERMINE DIMENSIONS:
N = NUMBER OF POSITIONS PER ROW
- 7N MIN. PIN RETENTION IN EITHER DIRECTION.
- PACKAGING:
= PLASTIC BOX
- = PLASTIC BOX WHEN POLARIZATION FEATURE APPLICABLE
U = TUBE AVAILABLE FROM 03 TO 25 POS PER ROW
- FOR POLARIZATION, SPECIFIED PIN
EXAMPLE : 03 = OMIT PIN POSITION 3, SEE TOP VIEW
OMIT FROM PRODUCT NUMBER IF THIS FEATURE IS NOT APPLICABLE
- RoHS COMPATIBLE PRODUCT SPECIFICATIONS
 - PLATING:
- "LF" MEANS THE PRODUCT IS LEAD-FREE,
2µm MINIMUM MATTE TIN OVER 1.27µm
MINIMUM NICKEL UNDERPLATE.
 - MANUFACTURING PROCESS COMPATIBILITY
- THE HOUSING WILL WITHSTAND EXPOSURE TO
260°C ±5°C SOLDER BATH TEMPERATURE FOR
5 SECONDS IN A WAVE SOLDER APPLICATION
WITH A 1.6mm MIN THICK CIRCUIT BOARD.
- COMPATIBLE TO REFLOW PROCESS 260°C MAX
FOR 30 SECONDES
 - LABELLING:
- MEETS PACKAGING SPECS AS PER GS-14-920
 - LEGAL STATEMENT : SEE GS-22-008



TOP VIEW



mat'l. code		surface		tolerance		projection		product family	
		ISO 1302		ISO 406		ISO 101		MINITEK	
ltr		ecn no		date		tolerances unless otherwise specified		title	
L		F12-0062		LMU 12.05.25		.X ±0.3		UNSH HEADER	
						.XX ±0.13		2.00 mm VERTICAL TMT	
F		F04-0378		LMU 04.11.26		.XXX ±0.05		scale 1:1	
G		F05-0124		LMU 05.02.07		dr L.MULIN 04.05.06		dwg no	
H		F06-0210		LMU 06.07.04		engr J.COMPAGNON 04.11.25		sheet 1 of 1	
J		F08-0145		ELA 17.04.08		chr		size	
K		F11-0026		JCO 11.05.12		appd JM.C 04.11.25		57102	
sheet index		revision sheet						A3	
								type CUSTOMER Drawing	