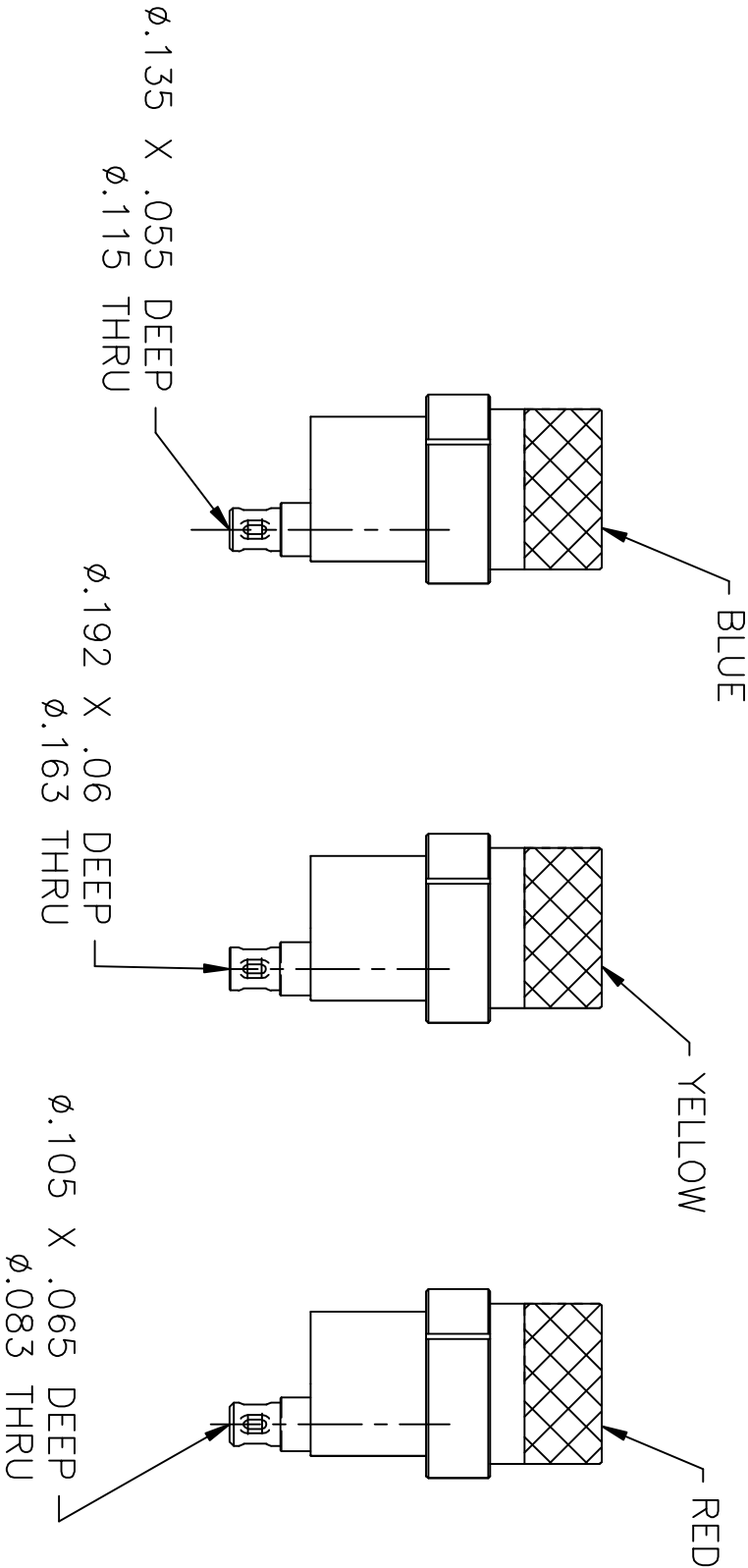
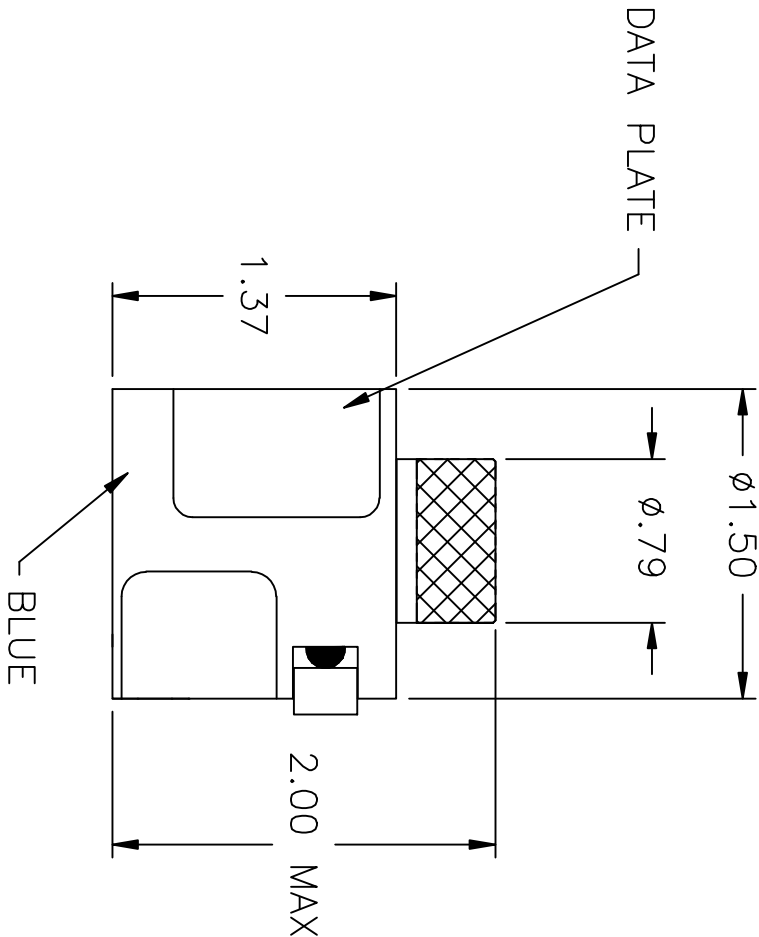
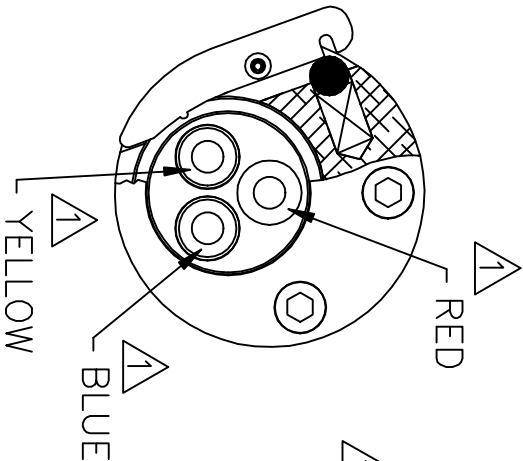


MS3343 (A AND B) MS90460 (A AND B) MS90461 (A AND B)	POSITIONER AND MATING END COLOR	26	24	22	20	18	16	14	12	WIRE SIZE
-20-20	RED	1	2	3	4					SELECTOR NUMBER
-16-16	BLUE				4	5	6			
-12-12	YELLOW							7	8	

DATA PLATE

UNCONTROLLED DOCUMENT  
WILL NOT BE UPDATED



TYPICAL CONSTRUCTION  
DIAMETERS ARE MEASURED FROM TOP OF  
POSITIONER INSERTS

NOTES: 1. THIS IS AN AUTOCAD DRAWING DO NOT CHANGE MANUALLY.

REV.	DESCRIPTION	BY	DATE	APR.
A	NEW RELEASE.	DY0	12-14-09	MMK

THESE DRAWINGS, SPECIFICATIONS OR OTHER DATA ARE AND REMAIN, THE PROPERTY OF ASTRO TOOL CORP. AND MUST BE RETURNED UPON REQUEST. THEY CONTAIN INFORMATION OWNED AND/OR DEVELOPED BY ASTRO AT ITS OWN PRIVATE EXPENSE AND MAY NOT BE USED, DUPLICATED OR DISCLOSED TO OTHERS, IN WHOLE OR IN PART FOR DESIGN, MANUFACTURE OR PROCUREMENT WITHOUT THE WRITTEN PERMISSION OF ASTRO TOOL CORP. EACH AND EVERY TIME.

SCALE: N.T.S.	UNLESS OTHERWISE SPECIFIED:
DWN BY: DY0	DECIMALS: .XXX ± .005 .XX ± .010 .X ± .030
DATE: 12-14-09	ANGLES: ± 1°
APPROVED:	

		CAGE 58164
21615 S.W. TUALATIN VALLEY HWY., BEAVERTON OR 97006		
DESCRIPTION: ENVELOPE DRAWING: 615715 TURRET ASSEMBLY, M22520/1-08		
PART NO.	B	615715-ENV