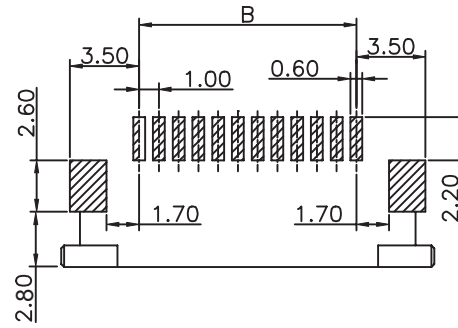


APPLICABLE FFC LAYOUT  
(THICKNESS: 0.29 to 0.34)



RECOMMENDED PCB LAYOUT - COMPONENT VIEW

MATERIAL:  
HOUSING MATERIAL: PPS  
COLOR: BEIGE  
ACTUATOR MATERIAL: PPS  
COLOR: BLACK  
CONTACT MATERIAL: PHOSPOR BRONZE  
CONTACT PLATING: 100μ" TIN OVER 50μ" NI  
QUALITY CLASS: 25 MATING CYCLES\*

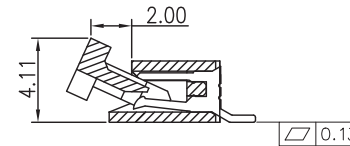
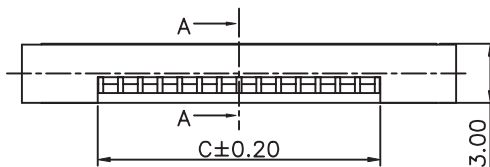
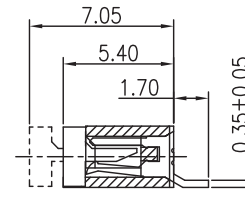
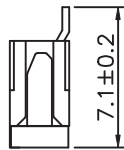
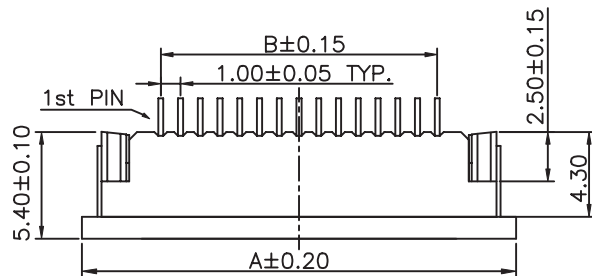
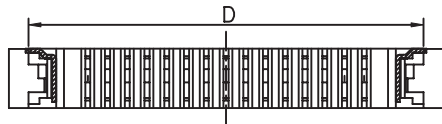
ENVIRONMENTAL:  
OPERATING TEMPERATURE: -25°C UP TO 85°C  
FLAMABILITY RATING: UL94-V0  
COMPLIANCE: LEAD FREE AND ROHS

ELECTRICAL:  
CURRENT RATING: 1A  
WORKING VOLTAGE: 125V  
INSULATION RESISTANCE: >100MOHM  
DIELECTRIC WITHSTANDING VOLT.: 500VAC/MN  
CONTACT RESISTANCE: 20mOHM MAX

STANDARD  
CERTIFIED: E323964 / MODEL NUMBER 686  
FOLLOWED BY 1, FOLLOWED BY 03 THRU 30, FOLLOWED  
BY 141 OR 144, FOLLOWED BY NUMERIC DIGITS

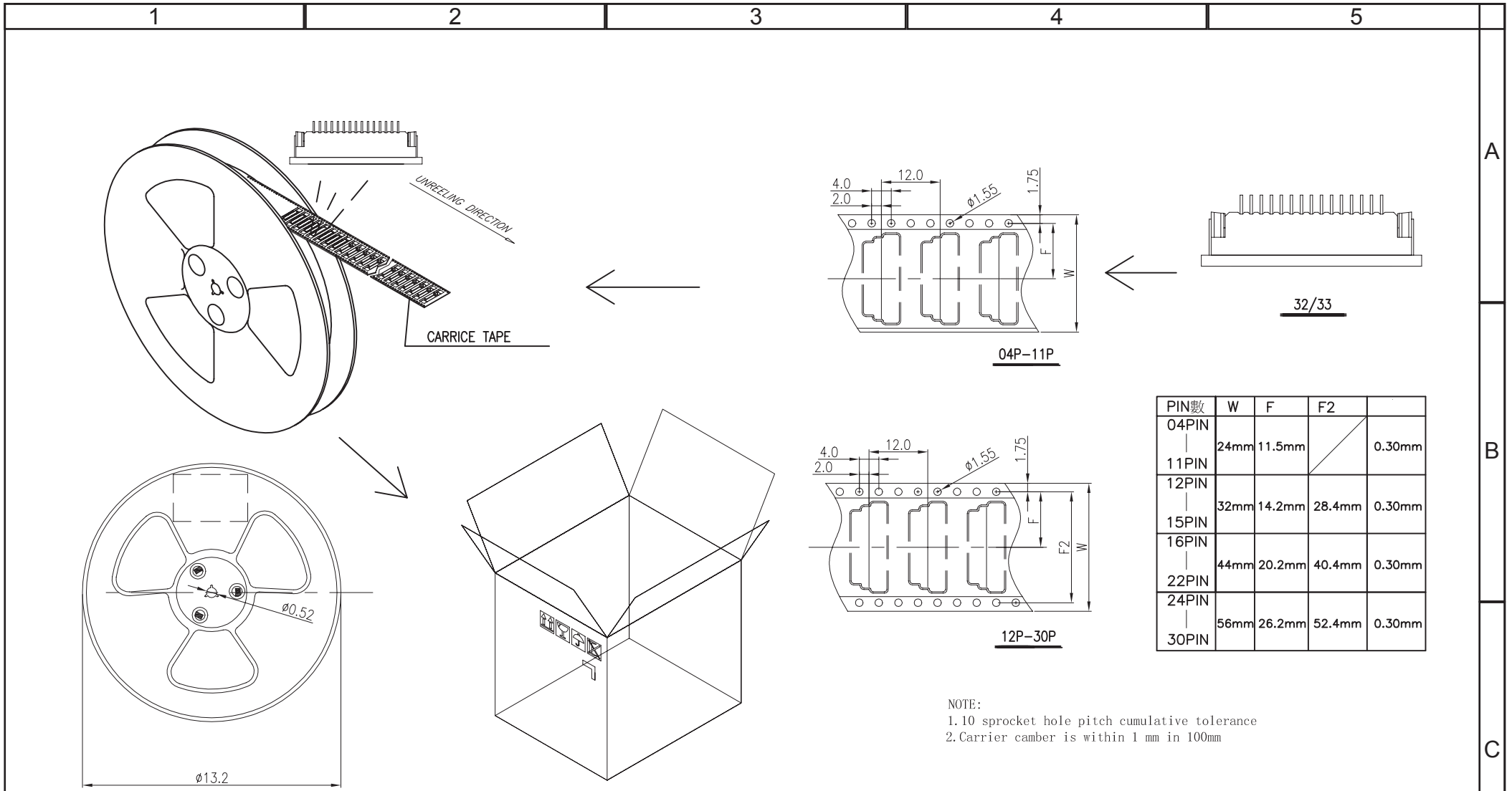
SOLDERING:  
REFLOW PROCESS ONLY

DIMENSION:  
A = B + 8.00  
B = 1.00 x (NB PINS - 1)  
C = B + 2.1  
D = B + 6.00



SECT. A-A

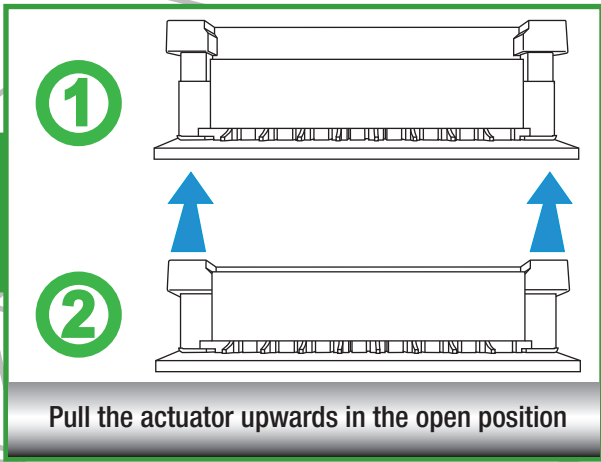
RoHS Compliant		*NOTE: theoretical value related to the Tin plating; however, due to the sensitive actuator, we recommend not to make more than 1 or 2 cycles in order to maintain acceptable mechanical & electrical conditions	
L	10-APR-13	ACTUATOR	AR
K	23-JAN-13	UNIT μ => μ"	QL
J	18-SEP-12	MC NOTE	GG
I	28-JUN-12	COLOR	GG
H	26-JUN-12	DIM	GG
REV	DATE	FILE	BY
PROJECTION:		GENERAL TOLERANCE	
		.X = +/- 0.2 .XX = +/- 0.15	
APPROVAL: RJ		UNIT: MM	
		SCALE:	
		SHEET: 1/2	
		DRAW: PEARL	
			<b>DESCRIPTION: 1.0MM ZIF FPC HORIZONTAL BOTTOM CONTACT TYPE - TAPE &amp; REEL PACKAGING</b> <b>WERI PART NO: 6861 xx 14422</b>
			SIZE <b>A4</b>




PIN數	W	F	F2	
04PIN	24mm	11.5mm	/	0.30mm
11PIN				
12PIN	32mm	14.2mm	28.4mm	0.30mm
15PIN				
16PIN	44mm	20.2mm	40.4mm	0.30mm
22PIN				
24PIN	56mm	26.2mm	52.4mm	0.30mm
30PIN				

NOTE:  
 1. 10 sprocket hole pitch cumulative tolerance  
 2. Carrier camber is within 1 mm in 100mm

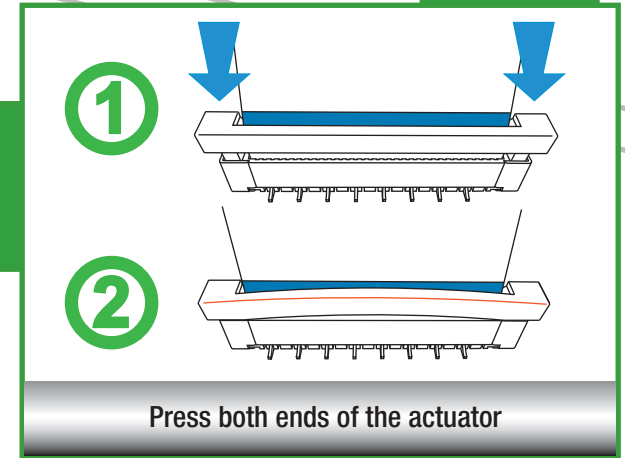
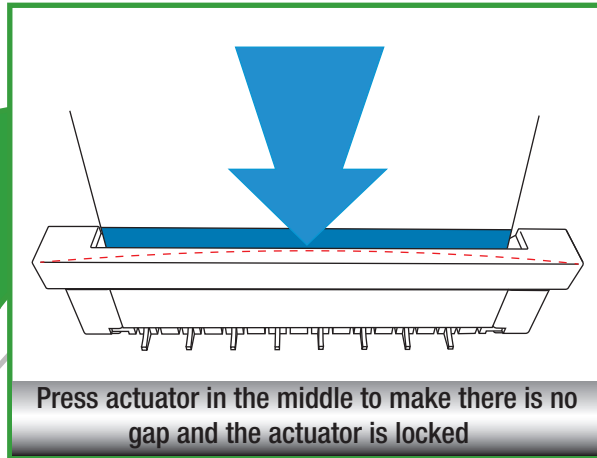
RoHS Compliant				PROJECTION:	GENERAL TOLERANCE		DESCRIPTION: 1.0MM ZIF FPC HORIZONTAL BOTTOM CONTACT TYPE - TAPE & REEL PACKAGING WERI PART NO: 6861 xx 14422	SIZE <b>A4</b>
G					.X = +/- 0.2			
F					.XX = +/- 0.15			
E								
D	29-JUL-08	INSERTION DEPTH	CH					
C	26-NOV-07	MODIFICATIONS	EC	APPROVAL: RJ				
B	14-MAR-07	CHARACTERISTIC	EC					
A	02-OCT-06	PDF	JP					
REV	DATE	FILE	BY					




A



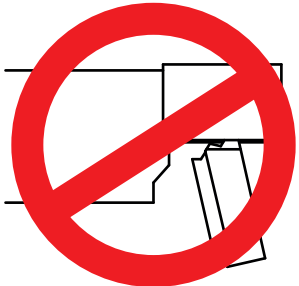
B






**Pull the actuator as horizontally as possible by a proper force**

**A**




**Do not pull the actuator too far otherwise the stop limit (hook on actuator) may be broken**



**Do not keep FFC inclined when insertion**

**B**



**Don't keep conductor toward actuator**