

1

2

3

4

5

TECHNICAL CHARACTERISTICS

MATERIAL

INSULATOR MATERIAL: PET (WHITE)
 SUPPORT TAPE: PET (BLUE)
 CONTACT MATERIAL: COPPER
 CONTACT PLATING: TIN
 QUALITY CLASS: 20 MATING CYCLES MIN.
 PITCH: 1.00 MM

ENVIRONMENTAL

OPERATING TEMPERATURE: -30°C UP TO 85°C
 HEAT RESISTANCE: 105°C x 95 HRS
 FLAMMABILITY RATING UL SUB.758
 MOISTURE RESISTANCE: 40°C, 95% RH x 96 HRS
 COMPLIANCE: LEAD FREE AND ROHS

ELECTRICAL

CURRENT RATING: 1.0 A MAX
 WORKING VOLTAGE: 60V
 INSULATION RESISTANCE: >1000 MOHM/M (500 VDC)
 DIELECTRIC STRENGTH: 500 VAC/MN NO BREAKDOWN
 CONDUCTOR RESISTANCE: <0.33 OHM/M
 CONTACT RESISTANCE: <20 MOHMS

STANDARD

 CERTIFIED: E328849

MECHANICAL

ELONGATION OF INSULATOR: > 60 %
 TENSILE STRENGTH OF INSULATION: >3.5KG/MM²
 FLEXING TEST: 180° >20 TIMES
 ABRASION: >10000 TIMES
 PULL/OUT: >20 TIMES

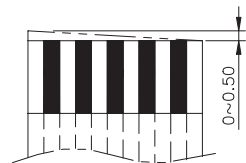
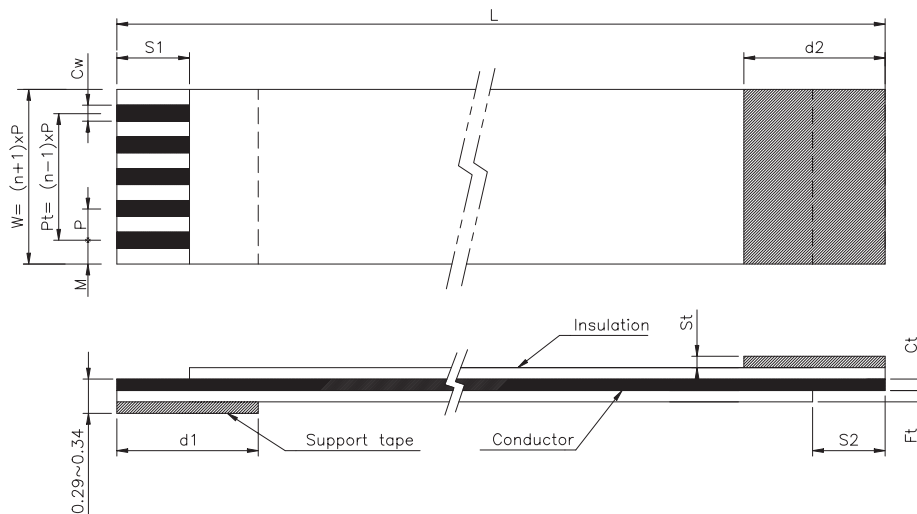
PACKAGING

BAG

DIMENSION & TOLERANCE

W= (N+1) x P

Pt=(N-1) x P



Tolerance of Cutting Tilt

TOLERANCE:

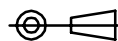
Abbr.	TOLERANCE				
	P=0.5	P=0.8	P=1.0	P=1.25	P=2.54
P	±0.05	±0.08	±0.08	±0.10	±0.20
Pt	±0.08	±0.10	±0.10	±0.15	+0.2 -0.4
W	±0.08	±0.10	±0.10	±0.20	+0.2 -0.4
M	±0.08	±0.12	±0.12	±0.20	±0.30
Cw	±0.02	±0.03	±0.03	±0.03	±0.04
L	(30~100)±3, (101~300)±5, (301~600)±10, (Length more than 601mm)±15mm				

No. of PIN	Dimension												
	P	Pt	L	W	M	Cw	Ct±0.01	S±1.0	S2±1.0	d1±2.0	d2±2.0	Ft±0.01	S±0.01
XX	1.0	(XX - 1) x P	LLL	(XX + 1) x P	1.0	0.70	0.035	5.0	5.0	10.0	10.0	0.043	0.225

RoHS Compliant

G	F	E	D	C	B	A	REV
		27-FEB-12	28-SEP-10	27-OCT-09	23-JUL-09	03-FEB-09	DATE
		OHMS	TEMPERATURE	STANDARD	CT DIMENSION	PDF	FILE
		GG	GG	JP	CH	CH	BY

PROJECTION:



GENERAL TOLERANCE

.X = +/_ 0.2

.XX = +/_ 0.15

APPROVAL: RJ

UNIT: MM

SCALE:

SHEET: 1/1

DRAW: CH



DESCRIPTION: 1.00MM FLAT FLEXIBLE CABLE TYPE 2

XX NB OF PIN: / LLL OVERALL LENGTH: MM

WERI PART NO: 686 7 001

XX LLL

SIZE

A4