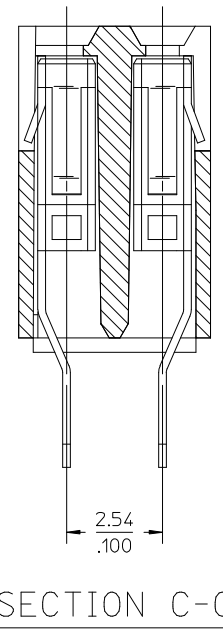
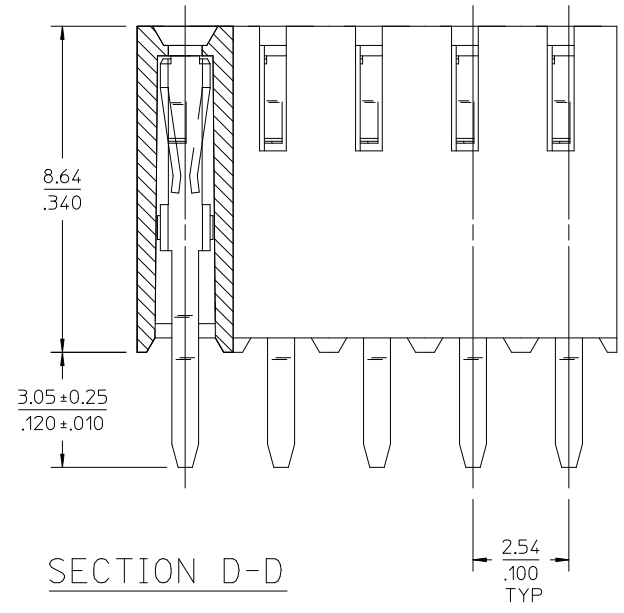
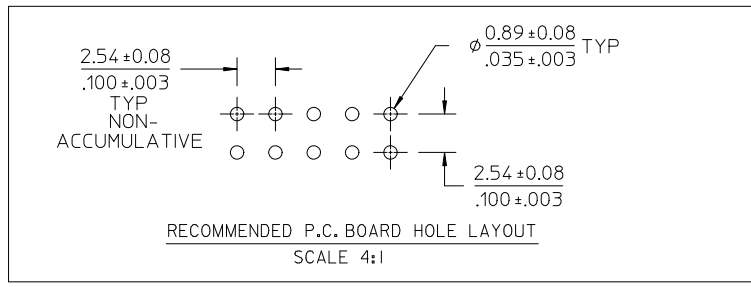
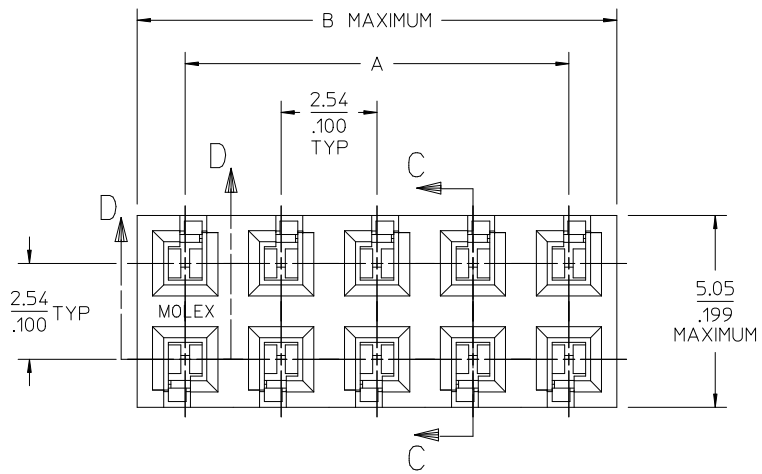


NOTES:

1. HOUSING MATERIAL: GLASS FILLED LIQUID CRYSTAL POLYMER, UL 94V-0, COLOR: BLACK.  
TERMINAL MATERIAL: PHOSPHOR BRONZE
2. FINISHES: SEE CHART SHEET 2.
3. REFER TO PRODUCT SPECIFICATION PS-70181.
4. SEE SHEET 2 FOR CIRCUIT SIZES AND OVERALL DIMENSIONS.
5. PACKAGING IN TRAYS PER PK-70873-0660.
6. RECOMMENDED PCB THICKNESS 1.37-1.80/.054-.071.
7. PART COMPLIES WITH CLASS C REQUIREMENTS OF COSMETIC SPECIFICATION PS-45499-002.



CORRECT 2.54 DIM. EC NO: UCP2012-2906 DRWN:WSTROH 2012/03/05 CHKD:MKIPPER 2012/03/07 APPR:FSMITH 2012/03/08	QUALITY SYMBOLS	GENERAL TOLERANCES (UNLESS SPECIFIED)	DIMENSION STYLE	SCALE	DESIGN UNITS	THIRD ANGLE PROJECTION
	▽=0	mm INCH	MM/IN	10:1	INCH	
	▽=0	4 PLACES ± --- ± ---	DRAWN BY DATE			
	▽=0	3 PLACES ± --- ± .005	CHECKED BY DATE			
REV	DESCRIPTION	2 PLACES ± 0.13 ± .01	APPROVED BY DATE			
		1 PLACE ± 0.25 ± ---	SMILLER 2011/10/04			
		ANGULAR ± 1/2°	MATERIAL NO.			
		DRAFT WHERE APPLICABLE MUST REMAIN WITHIN DIMENSIONS	SEE TABLE			
			SIZE C			

TITLE: SALES VERTICAL MOUNT DUAL ROW HIGH TEMP .100 X .100 PC GRID  
 MOLEX MOLEX INCORPORATED  
 SD-71850-001  
 SHEET NO. 1 OF 2  
 THIS DRAWING CONTAINS INFORMATION THAT IS PROPRIETARY TO MOLEX INCORPORATED AND SHOULD NOT BE USED WITHOUT WRITTEN PERMISSION

CKT. SIZE		TERMINAL: 70172-0004 PLATING: TIN			TERMINAL: 70172-0006 PLATING: 15 GOLD			TERMINAL: 70172-0008 PLATING: 30 GOLD			DIM. "A"		DIM. "B"			
PER ROW	TOTAL	EDP NO	ENG NO	RELEASED FOR MANUFACTURING	EDP NO	ENG NO	RELEASED FOR MANUFACTURING	EDP NO	ENG NO	RELEASED FOR MANUFACTURING	INCH	MM	INCH	MM	INCH	MM
2	4										.100	2,54	.199	5,05		
3	6										.200	5,08	.299	7,59		
4	8				71850-5808						.300	7,62	.399	10,13		
5	10										.400	10,16	.499	12,67		
6	12										.500	12,70	.599	15,21		
7	14				71850-5814						.600	15,24	.699	17,75		
8	16				71850-5816						.700	17,78	.799	20,29		
9	18										.800	20,32	.899	22,83		
10	20										.900	22,86	.999	25,37		
11	22										1.000	25,40	1.099	27,91		
12	24	71850-6826									1.100	27,94	1.199	30,45		
13	26										1.200	30,48	1.299	32,99		
14	28										1.300	33,02	1.399	35,53		
15	30				71850-5830						1.400	35,56	1.499	38,07		
16	32										1.500	38,10	1.599	40,61		
17	34										1.600	40,64	1.699	43,15		
18	36										1.700	43,18	1.799	45,69		
19	38										1.800	45,72	1.899	48,23		
20	40										1.900	48,26	1.999	50,77		
21	42										2.000	50,80	2.099	53,31		
22	44										2.100	53,34	2.199	55,85		
23	46										2.200	55,88	2.299	58,39		
24	48										2.300	58,42	2.399	60,93		
25	50										2.400	60,96	2.499	63,47		
26	52										2.500	63,50	2.599	66,01		
27	54										2.600	66,04	2.699	68,55		
28	56										2.700	68,58	2.799	71,09		
29	58										2.800	71,12	2.899	73,63		
30	60										2.900	73,66	2.999	76,17		
31	62										3.000	76,20	3.099	78,71		
32	64										3.100	78,74	3.199	81,25		
33	66										3.200	81,28	3.299	83,79		
34	68										3.300	83,82	3.399	86,33		
35	70										3.400	86,36	3.499	88,87		
36	72										3.500	88,90	3.599	91,41		
37	74										3.600	91,44	3.699	93,95		
38	76										3.700	93,98	3.799	96,49		
39	78										3.800	96,52	3.899	99,03		
40	80										3.900	99,06	3.999	101,57		

PLATING PER ES-88-\*\*\*

TIN -.000150 MINIMUM TIN OVERALL OVER .000050 MINIMUM NICKEL PLATE OVERALL.

15 GOLD -.000015 MINIMUM GOLD PLATE IN SELECT AREA OVER .000050 NICKEL PLATE OVERALL WITH .000075 TIN PLATE IN SELECT AREA.

30 GOLD -.000030 MINIMUM GOLD PLATE IN SELECT AREA OVER .000050 NICKEL PLATE OVERALL WITH .000075 TIN PLATE IN SELECT AREA

SEE SHEET 1 EC NO: UCP2012-2906 DRW:MMSTROH 2012/03/05 CHKD:HKIPPER 2012/03/07 APPR:FSMLTH 2012/03/08	QUALITY SYMBOLS	GENERAL TOLERANCES (UNLESS SPECIFIED)	DIMENSION STYLE	SCALE	DESIGN UNITS	THIRD ANGLE PROJECTION
	▽=0	mm INCH	MM/IN	1:1	INCH	
	▽=0	4 PLACES ± --- ± ---	DRAWN BY DATE	TITLE		
	▽=0	3 PLACES ± --- ± .005	RKADAMS 04/08/2005	SALES VERTICAL MOUNT DUAL ROW HIGH TEMP .100 X .100 PC GRID		
	2 PLACES ± 0.13 ± .01	CHECKED BY DATE	MOLEX MOLEX INCORPORATED			
	1 PLACE ± 0.25 ± ---	BBARKER 04/08/2005	SD-71850-001			
	ANGULAR ±1/2°	APPROVED BY DATE	SHEET NO. 2 OF 2			
		SMILLER 2011/10/04	DOCUMENT NO.			
	DRAFT WHERE APPLICABLE MUST REMAIN WITHIN DIMENSIONS	MATERIAL NO.	THIS DRAWING CONTAINS INFORMATION THAT IS PROPRIETARY TO MOLEX INCORPORATED AND SHOULD NOT BE USED WITHOUT WRITTEN PERMISSION			