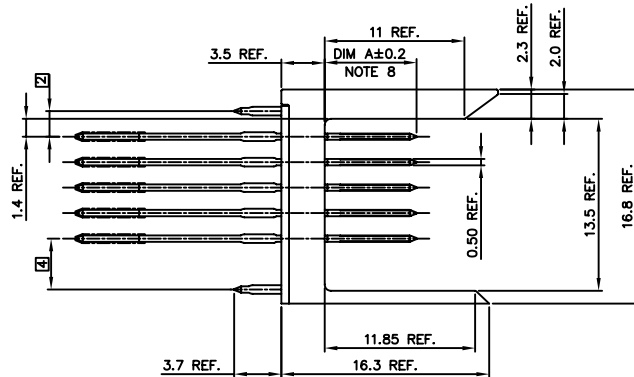
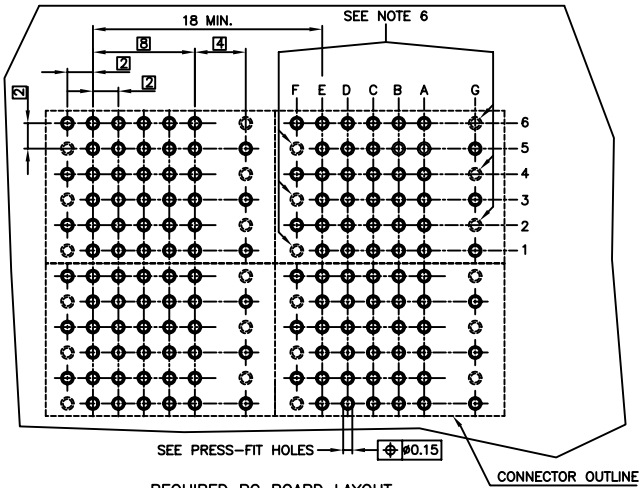
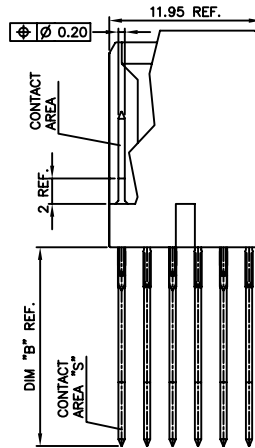
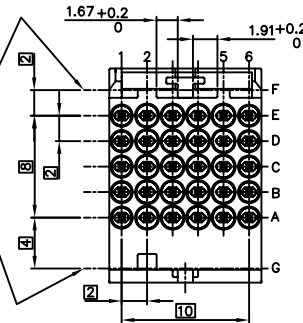


PRODUCT NUMBER
72038-XY
72038-XYLF



GROUND PIN CENTERLINES SEE NOTE 7



REQUIRED PC BOARD LAYOUT
COMPONENT SIDE
SEE PRINT 58351 FOR
ADDITIONAL PCB INFORMATION

NOTES:

- FOR DIM "A", AND "B" SEE SHEET 2
- BODY MAT'L: ZINC ALLOY
- PIN MAT'L: PHOSPHOR BRONZE.
- CONTACT AREA "S" ONLY FOR REAR PLUG-UP.
- PLATING ON PRESSFIT AREA: -XY is SnPb
-XYLF is Sn (LEAD FREE)
- THESE HOLES ARE NEEDED WHEN USING AN EE SHROUD, i.e., 70438-111
- GROUND PINS IN POSITIONS F2, F4, F6, G1, G3, AND G5.
- DIM "A" AFTER ASSEMBLY TO BOARDS.
- THE PRODUCTS WHERE THE PART NUMBER ENDS IN LF MEET THE EUROPEAN UNION DIRECTIVES AND OTHER COUNTRY REGULATIONS AS DESCRIBED IN GS-22-008.
THESE PRODUCTS WILL NOT WITHSTAND WAVE SOLDER OR REFLOW OPERATIONS.
- FOR LEAD FREE PART NUMBERS, ADD AN 'LF' SUFFIX. EXAMPLE: 72038-X11LF.

PLATING IN CONTACT AREA	
DASH NUMBER	PERFORMANCE LEVEL
-1YY	TELCORDIA CO
-2YY	TELECOM CLASS
-3YY	IEC CLASS 1
-5YY	TELCORDIA UE
-9YY	0.76?m GXT
-1YYLF	TELCORDIA CO
-2YYLF	TELECOM CLASS
-3YYLF	IEC CLASS 1
-5YYLF	TELCORDIA UE
-9YYLF	0.76?m GXT

mat'l. code		surface ASME Y14.5		tolerance ASME Y14.5		projection		product family	
ltr	ec'n no	dr	date	tolerances unless otherwise specified		MM		METRAL(tm)	
A	V61649	SAR	1996-11-14	angles	X #3	MM		title	
B	V70752	MDF	1997-05-21	appd	XX #13	scale 1:1		5 ROW P.F. HEADER HSG ASSY-EE SPECIAL	
C	V80318	MDF	1998-02-20	0' ±2'	XXX #051			dwg no	
D	V11860	CGD	2001-07-12	dr	S.ROYER	1996-11-14		sheet 1 of 2	
E	V05-0575	DAI	2005-08-08	engr	C.PENDLETON	1996-11-14		size	
F	V0806	JRV	2006-06-21	chr	C.PENDLETON	1996-11-14		72038	
sheet index		revision sheet		appd		C.PENDLETON		1996-11-14	
		F F						type	
		1 2						CUSTOMER Drawing	



Copyright FCI



FCIconnect.com



1 | 2

3

4

PRODUCT NUMBER	ROW	DIM"A"	DIM"B"
72038 -X01 NOTE 10 LEAD FREE OPTION	E	5.75	4.30
	D	5.75	4.30
	C	5.75	4.30
	B	5.75	4.30
	A	5.75	4.30
72038 -X02 NOTE 10 LEAD FREE OPTION	E	5.75	13.60
	D	5.75	13.60
	C	5.75	13.60
	B	5.75	13.60
	A	5.75	13.60
72038 -X03 NOTE 10 LEAD FREE OPTION	E	8.00	4.30
	D	8.00	4.30
	C	8.00	4.30
	B	8.00	4.30
	A	8.00	4.30
72038 -X04 NOTE 10 LEAD FREE OPTION	E	8.00	13.60
	D	8.00	13.60
	C	8.00	13.60
	B	8.00	13.60
	A	8.00	13.60

A

A

B

B

mat'l. code		surface ASME Y14.5		tolerance ASME Y14.5		projection 		product family METRAL(tm)		
ltr	ecn no	dr	date	tolerances unless otherwise specified		MM 		title 5 ROW P.F. HEADER HSG ASSY-EE SPECIAL		
F				angles	lines			scale 1:1		dwg no 72038
				0° ±2'	XXX ±.051			sheet 2 of A4		
		dr	S.ROYER	1996-11-14					type CUSTOMER Drawing	
		engr	C.PENDLETON	1996-11-14						
		chr	C.PENDLETON	1996-11-14						
		appd	C.PENDLETON	1996-11-14						
sheet index	revision sheet									