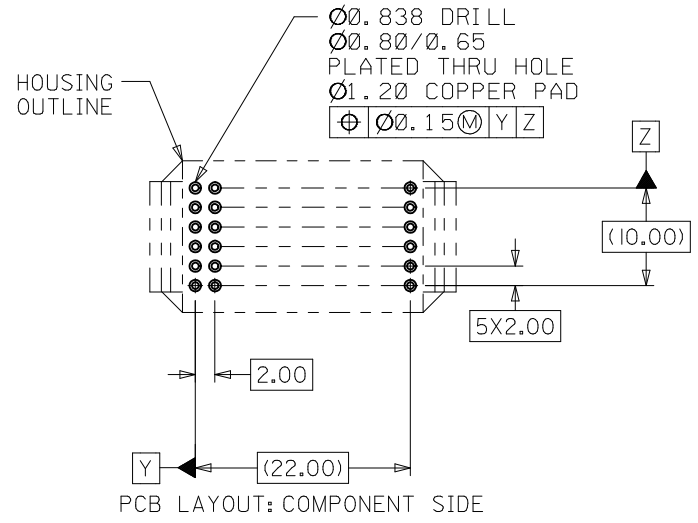
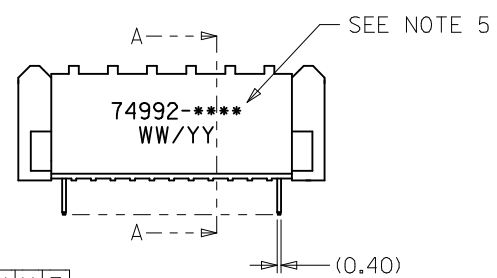
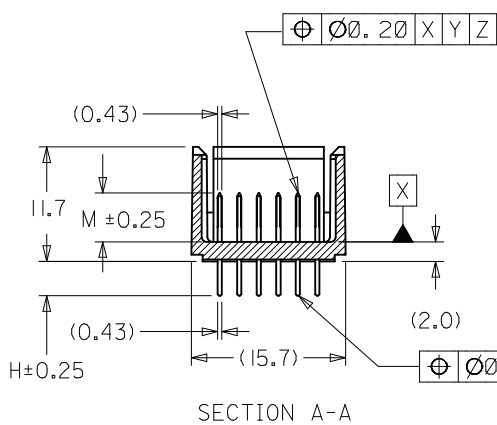
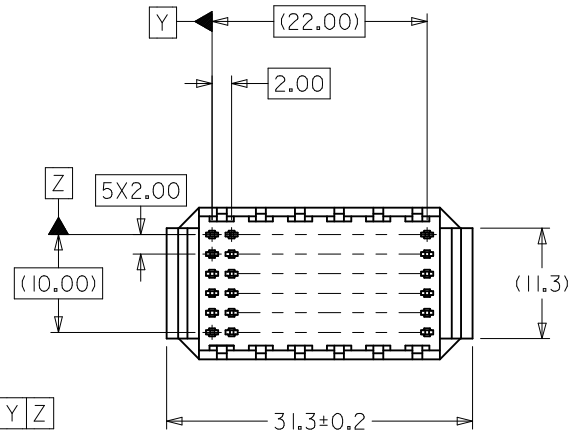


NOTES:

1. MATERIALS: HOUSING--LIQUID CRYSTAL POLYMER (LCP), GLASS-FILLED, UL94V-0, COLOR: BLACK, TERMINAL: PHOSPHOR BRONZE.
2. FINISH: SEE SHEET 2.
3. THIS PART CONFORMS TO MOLEX PRODUCT SPECIFICATIONS PS-73670-9999 AND PS-73780-999.
4. PACKAGE PER PK-70873-0818 OR PK-70873-0868.
5. PARTS MARKED WITH PART NUMBER AND DATE CODE, ON EITHER SIDE, APPROXIMATELY WHERE SHOWN.



| LEAD FREE CONVERSION EC NO: UCP2013-3253 DRWN:RWHIPPLE 2013/02/04 CHKD:MWOLFE 2013/02/05 APPR:SMILLER 2013/08/05 REV D | QUALITY SYMBOLS ▽/0 ▽/0 ▽/0 | GENERAL TOLERANCES (UNLESS SPECIFIED) <table border="1"> <thead> <tr> <th></th> <th>mm</th> <th>INCH</th> </tr> </thead> <tbody> <tr> <td>4 PLACES</td> <td>±---</td> <td>±---</td> </tr> <tr> <td>3 PLACES</td> <td>±---</td> <td>±---</td> </tr> <tr> <td>2 PLACES</td> <td>±0.13</td> <td>±---</td> </tr> <tr> <td>1 PLACE</td> <td>±0.25</td> <td>±---</td> </tr> <tr> <td>0 PLACE</td> <td>±---</td> <td>±---</td> </tr> </tbody> </table> | | mm | INCH | 4 PLACES | ±--- | ±--- | 3 PLACES | ±--- | ±--- | 2 PLACES | ±0.13 | ±--- | 1 PLACE | ±0.25 | ±--- | 0 PLACE | ±--- | ±--- | DIMENSION STYLE MM ONLY | SCALE 2:1 | DESIGN UNITS METRIC | THIRD ANGLE PROJECTION |
|--|--------------------------------------|--|--------------------|---|-------------------------------------|---------------------|------|------|----------|------|------|----------|-------|------|---------|-------|------|---------|------|------|-----------------------------------|---------------------|-------------------------------|------------------------|
| | | mm | INCH | | | | | | | | | | | | | | | | | | | | | |
| | 4 PLACES | ±--- | ±--- | | | | | | | | | | | | | | | | | | | | | |
| | 3 PLACES | ±--- | ±--- | | | | | | | | | | | | | | | | | | | | | |
| 2 PLACES | ±0.13 | ±--- | | | | | | | | | | | | | | | | | | | | | | |
| 1 PLACE | ±0.25 | ±--- | | | | | | | | | | | | | | | | | | | | | | |
| 0 PLACE | ±--- | ±--- | | | | | | | | | | | | | | | | | | | | | | |
| | | DRAWN BY JBINGHAM | DATE 2001/10/08 | TITLE SALES ASSY HDM BACKPLANE DOUBLE END WALL OPTION 72 POSITION | | | | | | | | | | | | | | | | | | | | |
| | | CHECKED BY SREED | DATE 2001/10/08 | molex | | | | | | | | | | | | | | | | | | | | |
| | | APPROVED BY SMILLER | DATE 2013/08/05 | MATERIAL NO. SEE SHEET 2 | DOCUMENT NO. SD-74992-001 | SHEET NO. 1 OF 2 | | | | | | | | | | | | | | | | | | |

FINISH:

GOLD FLASH:

- 0) 0.75 MICROMETERS MINIMUM SELECTIVE GOLD (Au) IN MATING AREA
- 0.05 MICROMETERS MINIMUM GOLD FLASH OVERALL
- NICKEL (Ni) UNDERPLATE OVERALL.

1) MATTE TIN:(SOLDERTAIL)

- 0.75 MICROMETERS MINIMUM SELECTIVE GOLD (Au) IN MATING AREA
- 2.50 MICROMETERS MINIMUM SELECTIVE MATTE TIN (Sn) IN TAIL AREA
- NICKEL (Ni) UNDERPLATE OVERALL.

1) MATTE TIN: (PRESSFIT) (FORMERLY TIN/LEAD)

- 0.75 MICROMETERS MINIMUM SELECTIVE GOLD (Au) IN MATING AREA
- 0.38 MICROMETERS MINIMUM SELECTIVE MATTE TIN (Sn) IN TAIL AREA
- NICKEL (Ni) UNDERPLATE OVERALL.

MATERIAL NUMBER ASSIGNMENT

CONSULT FACTORY FOR AVAILABLE COMBINATIONS

74992-* * * *

| NUMBER | TAIL STYLE |
|--------|---------------------|
| 0 | PRESSFIT |
| 1 | SOLDER |
| 2 | SINGLE-END MIDPLANE |
| 3 | DOUBLE-END MIDPLANE |

| NUMBER | DIM "H" |
|--------|---------|
| 0 | 3.5 |
| 1 | 3.0 |
| 2 | 2.5 |
| 3 | 2.0 |
| 4 | 7.0 |
| 5 | 11.5 |

| NUMBER | DIM "M" |
|--------|---------|
| 0 | 5.0 |
| 1 | 5.5 |
| 2 | 6.0 |

| NUMBER | TAIL PLATING |
|--------|--------------|
| 0 | GOLD FLASH |
| 1 | MATTE TIN |
| 1 | MATTE TIN |

| SEE SHEET 1 EC NO: UCP2013-3253 D DRAWN: RWHIPPLE 2013/02/04 CHKD: MMOLFE 2013/02/05 APPR: SMILLER 2013/08/05 | QUALITY SYMBOLS F=0 F=0 F=0 | GENERAL TOLERANCES (UNLESS SPECIFIED) <table border="1"> <thead> <tr> <th></th> <th>mm</th> <th>INCH</th> </tr> </thead> <tbody> <tr> <td>4 PLACES</td> <td>± ---</td> <td>± ---</td> </tr> <tr> <td>3 PLACES</td> <td>± ---</td> <td>± ---</td> </tr> <tr> <td>2 PLACES</td> <td>± 0.13</td> <td>± ---</td> </tr> <tr> <td>1 PLACE</td> <td>± 0.25</td> <td>± ---</td> </tr> <tr> <td>0 PLACE</td> <td>± ---</td> <td>± ---</td> </tr> </tbody> </table> | | mm | INCH | 4 PLACES | ± --- | ± --- | 3 PLACES | ± --- | ± --- | 2 PLACES | ± 0.13 | ± --- | 1 PLACE | ± 0.25 | ± --- | 0 PLACE | ± --- | ± --- | DIMENSION STYLE MM ONLY DRAWN BY DATE JB INGHAM 2001/10/08 CHECKED BY DATE SREED 2001/10/08 APPROVED BY DATE SMILLER 2013/08/05 | SCALE DESIGN UNITS METRIC THIRD ANGLE PROJECTION | TITLE SALES ASSY HDM BACKPLANE DOUBLE END WALL OPTION 72 POSITION molex | MATERIAL NO. SEE CHART SIZE B | DOCUMENT NO. SD-74992-001 | SHEET NO. 2 OF 2 |
|--|--------------------------------------|--|-------|----|------|----------|-------|-------|----------|-------|-------|----------|--------|-------|---------|--------|-------|---------|-------|-------|--|---|--|-------------------------------------|------------------------------|---------------------|
| | | mm | INCH | | | | | | | | | | | | | | | | | | | | | | | |
| | 4 PLACES | ± --- | ± --- | | | | | | | | | | | | | | | | | | | | | | | |
| | 3 PLACES | ± --- | ± --- | | | | | | | | | | | | | | | | | | | | | | | |
| 2 PLACES | ± 0.13 | ± --- | | | | | | | | | | | | | | | | | | | | | | | | |
| 1 PLACE | ± 0.25 | ± --- | | | | | | | | | | | | | | | | | | | | | | | | |
| 0 PLACE | ± --- | ± --- | | | | | | | | | | | | | | | | | | | | | | | | |
| ANGULAR ±1/2° DRAFT WHERE APPLICABLE MUST REMAIN WITHIN DIMENSIONS | | THIS DRAWING CONTAINS INFORMATION THAT IS PROPRIETARY TO MOLEX INCORPORATED AND SHOULD NOT BE USED WITHOUT WRITTEN PERMISSION | | | | | | | | | | | | | | | | | | | | | | | | |

FINISH:
 GOLD FLASH:
 0.75 MICROMETERS MINIMUM SELECTIVE GOLD (Au) IN MATING AREA
 0.05 MICROMETERS MINIMUM GOLD FLASH OVERALL
 NICKEL (Ni) UNDERPLATE OVERALL.
 TIN:
 0.75 MICROMETERS MINIMUM SELECTIVE GOLD (Au) IN MATING AREA
 2.50 MICROMETERS MINIMUM SELECTIVE TIN (Sn) IN TAIL AREA
 NICKEL (Ni) UNDERPLATE OVERALL.
 TIN/LEAD:
 0.75 MICROMETERS MINIMUM SELECTIVE GOLD (Au) IN MATING AREA
 0.38 MICROMETERS MINIMUM SELECTIVE TIN/LEAD (Sn/Pb) IN TAIL AREA
 NICKEL (Ni) UNDERPLATE OVERALL.

MATERIAL NUMBER ASSIGNMENT

CONSULT FACTORY FOR AVAILABLE COMBINATIONS

74992-* * * *

| NUMBER | TAIL STYLE |
|--------|---------------------|
| 0 | PRESSFIT |
| 1 | SOLDER |
| 2 | SINGLE-END MIDPLANE |
| 3 | DOUBLE-END MIDPLANE |

| NUMBER | DIM "H" |
|--------|---------|
| 0 | 3.5 |
| 1 | 3.0 |
| 2 | 2.5 |
| 3 | 2.0 |
| 4 | 7.0 |
| 5 | 11.5 |

| NUMBER | DIM "M" |
|--------|---------|
| 0 | 5.0 |
| 1 | 5.5 |
| 2 | 6.0 |

| NUMBER | TAIL PLATING |
|--------|--------------|
| 0 | GOLD FLASH |
| 1 | TIN |
| 2 | TIN/LEAD |

| MODIFY FINISH EC NO: UCP2007-2259 DRWN:MSIBARRA 2007/03/13 CHKD:BBARKER 2007/03/21 APPR:SMILLER 2007/03/22 | DESCRIPTION REV | QUALITY SYMBOLS ▽=0 ▽=0 | GENERAL TOLERANCES (UNLESS SPECIFIED) <table border="1"> <thead> <tr> <th></th> <th>mm</th> <th>INCH</th> </tr> </thead> <tbody> <tr> <td>4 PLACES</td> <td>± ---</td> <td>± ---</td> </tr> <tr> <td>3 PLACES</td> <td>± ---</td> <td>± ---</td> </tr> <tr> <td>2 PLACES</td> <td>± ---</td> <td>± ---</td> </tr> <tr> <td>1 PLACE</td> <td>± ---</td> <td>± ---</td> </tr> </tbody> </table> ANGULAR ±1/2° | | mm | INCH | 4 PLACES | ± --- | ± --- | 3 PLACES | ± --- | ± --- | 2 PLACES | ± --- | ± --- | 1 PLACE | ± --- | ± --- | DIMENSION STYLE MM ONLY DRAWN BY: JB INGHAM DATE: 2001/10/08 CHECKED BY: SREED DATE: 2001/10/08 APPROVED BY: CBIXLER DATE: 2001/10/08 | SCALE: --- DESIGN UNITS: METRIC THIRD ANGLE PROJECTION |
|--|--------------------|-------------------------------|--|--|----|------|----------|-------|-------|----------|-------|-------|----------|-------|-------|---------|-------|-------|--|--|
| | | | mm | INCH | | | | | | | | | | | | | | | | |
| | | 4 PLACES | ± --- | ± --- | | | | | | | | | | | | | | | | |
| | | 3 PLACES | ± --- | ± --- | | | | | | | | | | | | | | | | |
| 2 PLACES | ± --- | ± --- | | | | | | | | | | | | | | | | | | |
| 1 PLACE | ± --- | ± --- | | | | | | | | | | | | | | | | | | |
| DRAFT WHERE APPLICABLE MUST REMAIN WITHIN DIMENSIONS | | | MATERIAL NO.: SEE CHART | TITLE: SALES ASSY HDM BACKPLANE DOUBLE END WALL OPTION 72 POSITION MOLEX INCORPORATED | | | | | | | | | | | | | | | | |
| | | | SIZE: B | DOCUMENT NO.: SD-74992-001 | | | | | | | | | | | | | | | | |
| | | | SHEET NO.: 2 OF 2 THIS DRAWING CONTAINS INFORMATION THAT IS PROPRIETARY TO MOLEX INCORPORATED AND SHOULD NOT BE USED WITHOUT WRITTEN PERMISSION | | | | | | | | | | | | | | | | | |