PART NUMBER	DESCRIPTION	DIM "A" PC TAIL LENGTH	PLATING
75561-5100	SHORT PC TAIL - NO PEG	3.07/.121	30µ INCH MIN SELECT HARD GOLD IN CONTACT AREA WITH 100µ INCH MIN SELECT TIN IN TAIL AREA OVER 50µ INCH MIN NICKEL OVERALL
75561-5101	LONG PC TAIL - NO PEG	3.81/.150	
75561-1510	SHORT PC TAIL - PEG	3.07/.121	30µ INCH MIN SELECT HARD GOLD IN CONTACT AREA WITH 100µ INCH MIN SELECT TIN IN TAIL AREA OVER 50µ INCH MIN NICKEL OVERALL
75561-1511	LONG PC TAIL - PEG	3.81/.150	

NOTES:

1. MATERIALS:
   - HOUSING: 30% GLASS FILLED, LCP 94V-0, COLOR: BLACK
   - TERMINALS: COPPER ALLOY
   PLATING: PER ES-88 - SEE CHART
2. SEE CHART FOR REFERENCE DOCUMENTS
3. (A4) PLUG MATES WITH RECEPTACLE ASSEMBLIES: 75545-5100 & 75545-5101
4. MODULE IS DESIGNED FOR SOLDERING TO THE PCB
5. MODULE ASSEMBLY IS RoHS COMPLIANT
6. (A4) GATHERABILITY: ±0.65/.026 X-DIRECTION
   ±1.30/.051 Y-DIRECTION

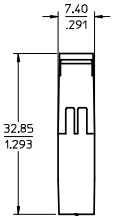

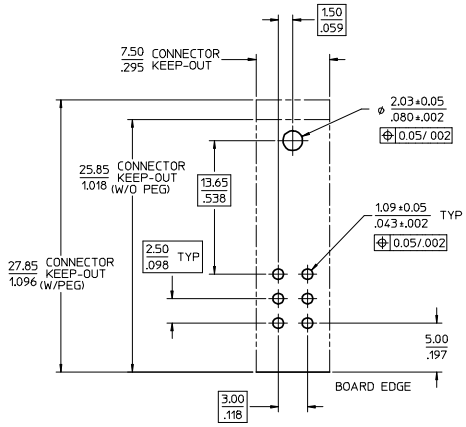

(A4) PCB LAYOUT
SCALE: 4:1

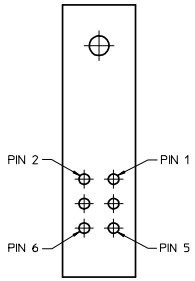

PINOUT DETAIL
SCALE: 4:1

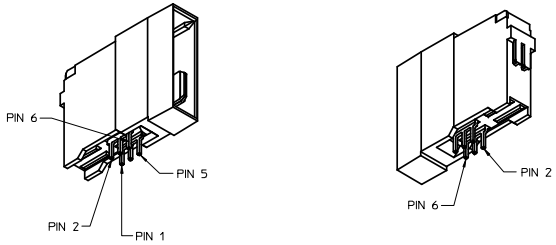

75561-5100 SHOWN
(W/O PEG)

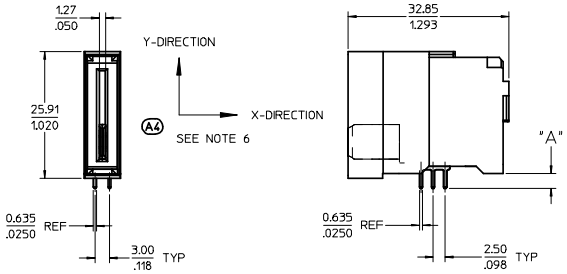

75561-5*** SHOWN
(W/O PEG)

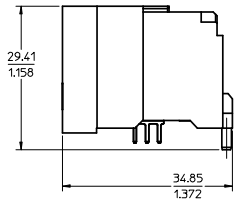

SAME AS 75561-5***
EXCEPT AS SHOWN

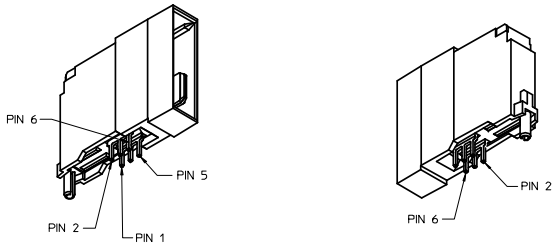

75561-1510 SHOWN
(W/PEG)

REFERENCE DOCUMENTS		
PS-75431-999	PRODUCT SPECIFICATION: PERFORMANCE AND RATINGS	
SD-75555-***	FINAL ASSEMBLY CONFIGURATION DRAWING	(A4)
		(A4)

REV/ADD NOTES
EC NO: UCP2008-1370 2008/01/02
DRWN: JQUILES 2008/01/03
CHK'D: 2008/01/09
APPR: APATEL

REV	DESCRIPTION
A4	

QUALITY SYMBOLS
▽=0
▽=0
▽=0

GENERAL TOLERANCES (UNLESS SPECIFIED)

	mm	INCH
4 PLACES	± ---	± ---
3 PLACES	± ---	± .008
2 PLACES	± 0.20	± .013
1 PLACE	± 0.33	± ---
ANGULAR ±1/2°		

DRAFT WHERE APPLICABLE MUST REMAIN WITHIN DIMENSIONS

DIMENSION STYLE: MM/IN
SCALE: 2:1
DESIGN UNITS: METRIC
THIRD ANGLE PROJECTION

DRAWN BY: ADRATNOL DATE: 2005/04/19
CHECKED BY: MDATA DATE: 2005/04/19
APPROVED BY: APATEL DATE: 2005/04/19

TITLE: POWER DOCK SR. 40 AMP MODULE, PLUG LOWER

MOLEX INCORPORATED

MATERIAL NO.: SEE CHART
DOCUMENT NO.: SD-75561-101
SHEET NO.: 1 OF 1
SIZE: D

THIS DRAWING CONTAINS INFORMATION THAT IS PROPRIETARY TO MOLEX INCORPORATED AND SHOULD NOT BE USED WITHOUT WRITTEN PERMISSION