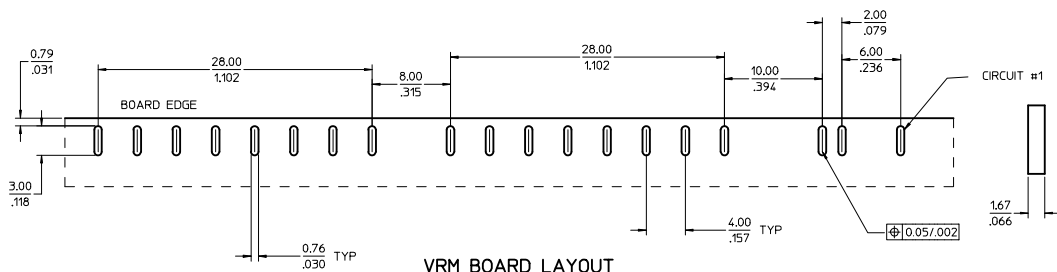
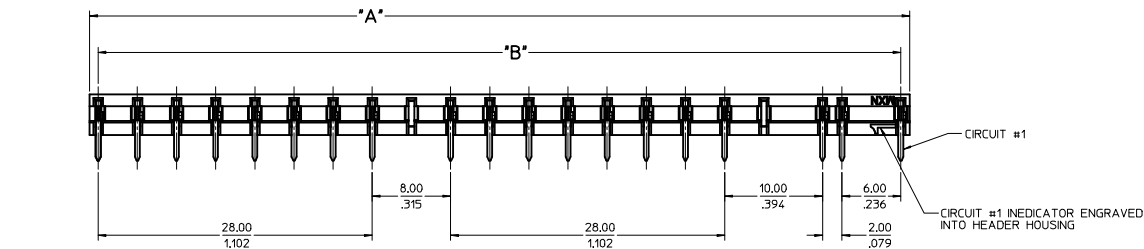


	20	19	18	17	16	15	14	13	12	11	10	9	8	7	6	5	4	3	2	1			
	PART NO.	CKT SIZE	DIM 'A'	DIM 'B'	DIM 'C'	DIM 'D' REF	DIM 'E'																
M	75730-0104	4	13.78/1.543	12.00/1.472	3.06/1.120	7.06/2.278	1.60/0.62 TO 2.44/0.96																
	75730-0105	5	17.78/1.700	16.00/1.630																			
	75730-0106	6	21.78/1.857	20.00/1.787																			
	75730-0107	7	25.78/1.015	24.00/1.945																			
	75730-0108	8	29.78/1.172	28.00/1.102																			
L	75730-0109	9	33.78/1.330	32.00/1.260																			
	75730-0110	10	37.78/1.487	36.00/1.417																			
	75730-0111	11	41.78/1.645	40.00/1.575																			
	75730-0112	12	45.78/1.802	44.00/1.732																			
	75730-0113	13	49.78/1.960	48.00/1.890																			
K	75730-0114	14	53.78/2.117	52.00/2.047																			
	75730-0115	15	57.78/2.275	56.00/2.205																			
	75730-0116	16	61.78/2.433	60.00/2.362																			
	75730-0117	17	65.78/2.590	64.00/2.520																			
J	75730-0118	18	69.78/2.747	68.00/2.677																			
	75730-0119	19	73.78/2.905	72.00/2.835																			
	75730-0120	20	77.78/3.062	76.00/2.992																			
	75730-0121	21	81.78/3.220	80.00/3.150																			
	75730-0122	22	85.78/3.377	84.00/3.307																			
I	75730-0123	23	89.78/3.535	88.00/3.465																			
	75730-0124	24	93.78/3.692	92.00/3.622																			
	75730-0147	47	93.78/3.692	92.00/3.622																			
	75730-0150	MIXED CL	83.78/3.298	82.00/3.228																			
H	75730-0204	4	13.78/1.543	12.00/1.472	3.81/1.150	7.82/3.308	3.18/1.125																
	75730-0205	5	17.78/1.700	16.00/1.630																			
	75730-0206	6	21.78/1.857	20.00/1.787																			
	75730-0207	7	25.78/1.015	24.00/1.945																			
	75730-0208	8	29.78/1.172	28.00/1.102																			
G	75730-0209	9	33.78/1.330	32.00/1.260																			
	75730-0210	10	37.78/1.487	36.00/1.417																			
	75730-0211	11	41.78/1.645	40.00/1.575																			
	75730-0212	12	45.78/1.802	44.00/1.732																			
F	75730-0213	13	49.78/1.960	48.00/1.890																			
	75730-0214	14	53.78/2.117	52.00/2.047																			
	75730-0215	15	57.78/2.275	56.00/2.205																			
	75730-0216	16	61.78/2.433	60.00/2.362																			
	75730-0217	17	65.78/2.590	64.00/2.520																			
E	75730-0218	18	69.78/2.747	68.00/2.677																			
	75730-0219	19	73.78/2.905	72.00/2.835																			
	75730-0220	20	77.78/3.062	76.00/2.992																			
	75730-0221	21	81.78/3.220	80.00/3.150																			
	75730-0222	22	85.78/3.377	84.00/3.307																			
D	75730-0223	23	89.78/3.535	88.00/3.465																			
	75730-0224	24	93.78/3.692	92.00/3.622																			
	75730-0247	47	93.78/3.692	92.00/3.622																			
	75730-0250	MIXED CL	83.78/3.298	82.00/3.228																			

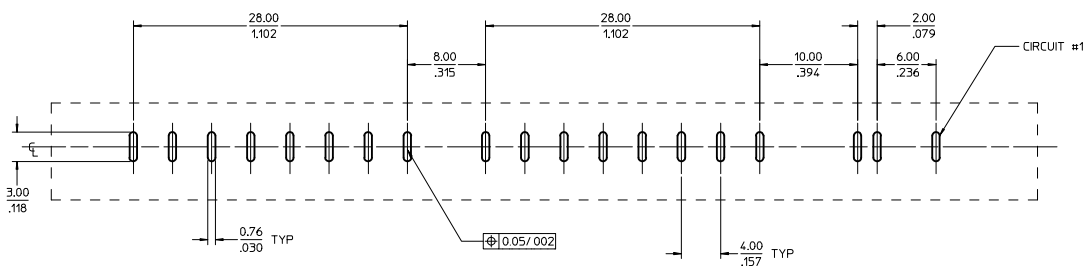
NOTES:  
1. MATERIALS:  
- HOUSING: LCP, 30% GLASS FILLED, 94V-0, COLOR: BLACK  
- TERMINAL: COPPER ALLOY  
PLATING:  
- 250  $\mu$ m/100  $\mu$ m MIN TIN OVER  
- 1.25  $\mu$ m/50  $\mu$ m MIN NICKEL OVERALL  
2. PRODUCT SPEC: PS-75730  
3. MODULE IS DESIGNED FOR SOLDERING TO THE PCB  
4. MODULE IS RoHS COMPLIANT  
5. BOW, FLATNESS AND CAMBER SPECIFICATIONS ARE 0.25/010 PER INCH  
6. PARTS TO BE PACKAGED PER MOLEX PACKAGING SPEC PK-75730-118  
7. VIAS/PTH'S FOR P/N'S 75730-0147 & 75730-0247 ARE ON 2MM PITCH  
8. P/N'S 75730-0147 & 75730-0247 ARE NOT TOOLED

<b>ADD DIM TO SHT 2</b> IEC NO: LCP2009-3083 DRAWN BY: CHYKOBANDURA 2009/06/22 CHECKED BY: CHYKOBANDURA 2009/06/22 APPR: APATEL 2009/06/23 REV:	QUALITY SYMBOLS	GENERAL TOLERANCES (UNLESS SPECIFIED)	DIMENSION STYLE	SCALE	DESIGN UNITS	THIRD ANGLE PROJECTION
	▽=0	mm INCH	MM/IN	1:1	METRIC	☉
	▽=0	4 PLACES ±.005 3 PLACES ±.010 2 PLACES ±0.13 1 PLACE ±0.25	DATE	DATE	DATE	DATE
	▽=0	ANGULAR ±1/2°	AD RATNOL 2005/05/03 APATEL 2005/05/03 APATEL 2005/05/03	ASSEMBLY VRM HEADER FOR BOARD TO BOARD	MOLEX INCORPORATED	SD-75730-118
	DRAFT WHERE APPLICABLE MUST REMAIN WITHIN DIMENSIONS	SEE CHART	MATERIAL NO.	DOCUMENT NO.	SHEET NO.	
			THIS DRAWING CONTAINS INFORMATION THAT IS PROPRIETARY TO MOLEX INCORPORATED AND SHOULD NOT BE USED WITHOUT WRITTEN PERMISSION		1 OF 3	

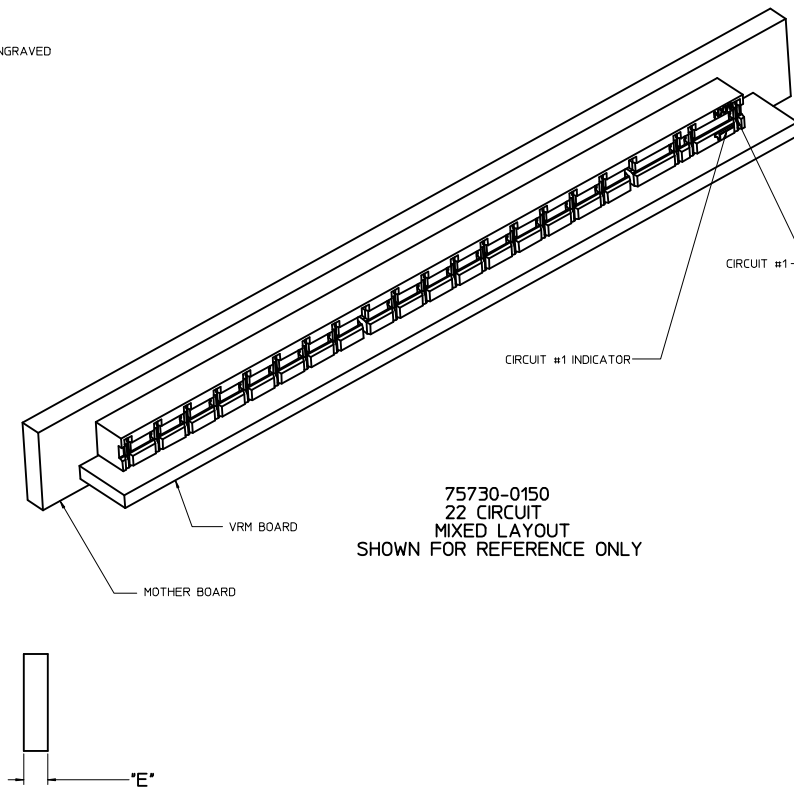




VRM BOARD LAYOUT



MOTHER BOARD LAYOUT



75730-0150  
22 CIRCUIT  
MIXED LAYOUT  
SHOWN FOR REFERENCE ONLY

SEE SHEET 1 IEC NO. UCP2009-3083 DRAWN BY: DR/WANINDIRA 2009/06/22 CHKD BY: CH/KOBANDURA 2009/06/22 APPR: APATEL 2009/06/23 REV: DESCRIPTION	QUALITY SYMBOLS	GENERAL TOLERANCES (UNLESS SPECIFIED)	DIMENSION STYLE	SCALE	DESIGN UNITS	THIRD ANGLE PROJECTION	
	$\nabla=0$	mm INCH	MM/IN	4:1	METRIC		
	$\nabla=0$	4 PLACES ± --- ± --- 3 PLACES ± --- ± .005 2 PLACES ± 0.13 ± .010 1 PLACE ± 0.25 ± ---	DRAWN BY: AD/RATNOL 2005/05/03 CHECKED BY: DATE APATEL 2005/05/03	TITLE			
	$\nabla=0$	ANGULAR ±1/2°	APPROVED BY: DATE APATEL 2005/05/03	ASSEMBLY VRM HEADER FOR BOARD TO BOARD			
	DRAFT WHERE APPLICABLE MUST REMAIN WITHIN DIMENSIONS	MATERIAL NO.	SIZE	DOCUMENT NO.	MOLEX INCORPORATED		
		SEE CHART	D	SD-75730-118	SHEET NO. 3 OF 3		
			THIS DRAWING CONTAINS INFORMATION THAT IS PROPRIETARY TO MOLEX INCORPORATED AND SHOULD NOT BE USED WITHOUT WRITTEN PERMISSION				