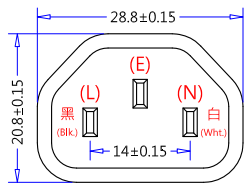
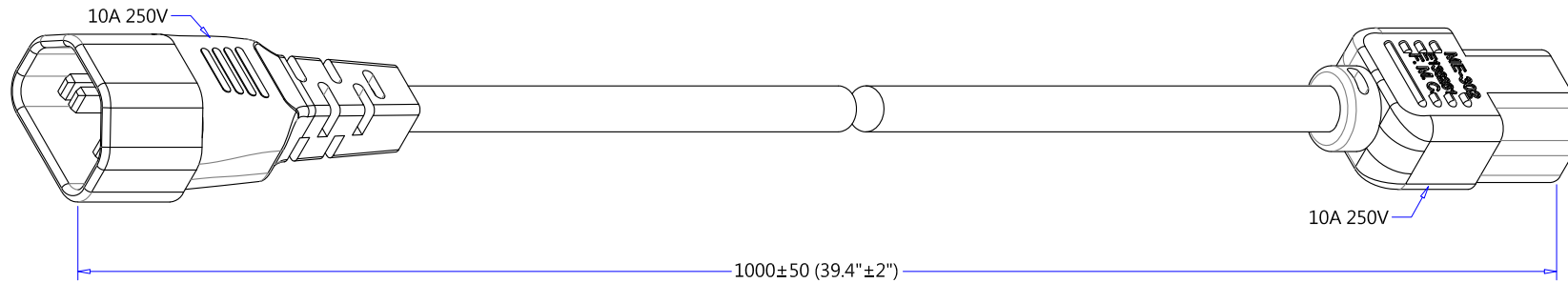



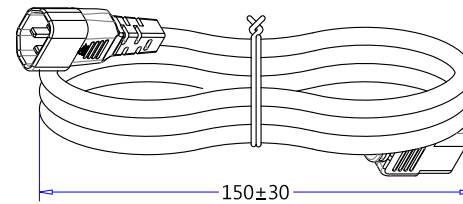
插頭部件 (Plug Component)			頭部剥皮尺寸 (Dimensions)			線材規格 (Wire Styles)	尾部剥皮尺寸 (Dimensions)			尾插部件 (Connector Component)		
顏色(Color)	零件描述(Component)	Qty.	內剥(Stript)	外剥(ROJ)	顏色(Color)	SVT 18AWGx3C 105°C 黑色 (BLACK) Length : 965.2±50 (38"±2")	外剥(R.O.J)	內剥(Stript)	顏色(Color)	規格描述(Instruction)	Qty.	顏色(Color)
35P 黑(Black)	FM-7 (IEC 60320, C 14)	1	6 ⁺¹ ₋₀	20 ± 2	黑/Black(L)		16 ± 1	5 ⁺¹ ₋₀	黑/Black(L)	ME-302 (IEC 60320, C13)	2	35P 黑色 (Black)
鍍鎳 (Nickel-Plated)	2.0x4.0方形端子(GEM 98671L-1) (2.0x4.0 Computer Solid Blades)	3	6 ⁺¹ ₋₀	20 ± 2	白/White(N)		16 ± 1	5 ⁺¹ ₋₀	白/White(N)	2.0*4.0 方管端子 (2.0*4.0 Receptacle Terminal)	3	銅本色 (Brass-Natural)
黑色 (Black)	電腦品字形公插外模(GEM 8671P) (Computer 2x4 Serial Housing)	1	6 ⁺¹ ₋₀	20 ± 2	綠/Green(E)	16 ± 1	5 ⁺¹ ₋₀	綠/Green(E)	GA005-5 兩件式內模 (2.0*4.0 Serial Housing)	1	米白色 (Off-White)	



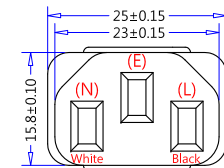
FM-7 (IEC 60320, C14)
(Dimensions of Plug Face)



SVT 18AWGx3C截面圖
(Wire Cross-Section)



B-C1 扎線圖示 (Tied Loop Hank Detail)



ME-302 (IEC 60320, C13)
(Dimensions of Connector Face)

REV	DATE	REVISE CONTENT
A	08/30-2012	The first edition is issued and drawing.
F		

- NOTE:**
- Hi-Pot Test : 1500V/1Sec ; <0.5mA.
 - Insulation Resistance Test : DC 500/min>100 meg-ohm.
 - Continuity & Polarization Test : No short circuit, break circuit, displacement.
 - Each end terminal shall be capable of withstanding a pull of 25lbs for 1 minutes without loosening.
 - Strain relief shall be capable of withstanding a pull of 35lbs for 1 minutes without loosening.
 - All material according to Non-toxic standard.(Material must be RoHS compliant.)
 - "FMC" logo maybe present on C13 and C14.

線材印字 (Wire Printed)		充麻, 油墨印字 (Fillers, Printing Ink)		CnC Tech, LLC Industrial Cable and Connector Technology			
包裝方式 (Packing)							
Tied Hank		See Hank Detail		Chu8.		CUSTOMER	
Carton Size		480 x 320 x 180		DATE		CnC	
Pack Number		125pcs/ <small>UL Laster Labels</small>		08/30-2012		P/N No. 800-1800-2-SVT0-BL-00100	
Carton Print		See Purchase Order		MATERIAL		PVC UNIT mm	
TYPE		IEC 60320 C14 to C13 Cord Set		Customer Approval			
DRAWING NO.		098MM1012		REV		A	

業務校閱： 品質校閱：