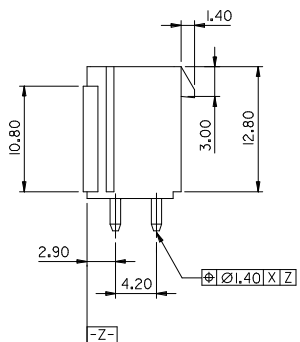
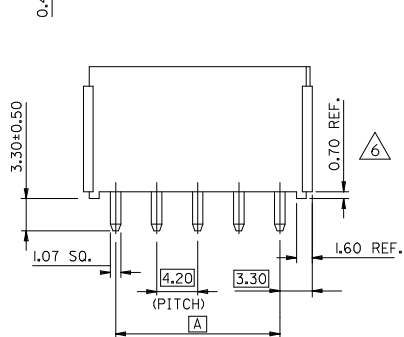


**RECOMMENDED INSTALLATION PATTERN**

	51.60±0.55	46.20	24
	47.40±0.55	42.00	22
	43.20±0.50	37.80	20
	39.00±0.45	33.60	18
	34.80±0.35	29.40	16
	30.60±0.30	25.20	14
	26.40±0.30	21.00	12
	22.20±0.30	16.80	10
	18.00±0.30	12.60	8
	13.80±0.25	8.40	6
	9.60±0.25	4.20	4
	5.40±0.20	--	2
	B	A	CKT. SIZE



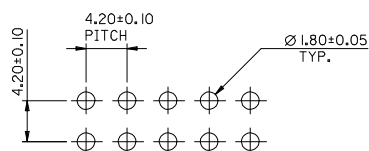
**LEGEND**

- 36633-\*\*\*\* SEE SHEET 2 FOR CKT SIZE, PKG, PLATING, & HSG COLOR OPTIONS.
- 87427-\*\*\*\* PLATING OPTIONS
- 2 = NOTE 2.2
- 8 = NOTE 2.3
- COLOR & PACKAGING
- 3 = BEIGE, TAPE & REEL PACKED
- 4 = BEIGE, BULK PACKED
- 9 = BLACK, BULK PACKED

**NOTES**

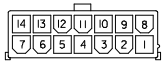
1. MATERIALS:
  - HEADER: NYLON 46, UL94V-0, COLOR SEE LEGEND.
  - PIN: BRASS
2. FINISH- PLATING OF PIN:
  - 2.2 .00254 MIN. MATTE TIN OVER .00127 MIN. NICKEL
  - 2.3 0.00076 MIN. SELECT GOLD AND 0.00254 MIN. SELECT MATTE TIN OVER 0.00127 MIN. NICKEL OVERALL
3. PRODUCT SPECIFICATION: PS-87427-0001.
4. PACKAGING SPECIFICATION : BULK PACK PER PK-87427-004. TAPE & REEL PACK PER PK-36633-008 OR PK-87427-009
5. MATES WITH: MINI-FIT JR. RECEPTACLE SERIES 5557.
6. HOUSING STANDOFF (0.70mm REF)
7. THESE PARTS CONFORM TO CLASS "B" REQUIREMENTS OF 'COSMETIC SPECIFICATION PS-45499-002.'
8. THIS DIMENSION IS 4.2 ON 2 CKT PARTS.
9. DISCOLORATION IN THE BANDOLIER CARRIER AREA OF THE PIN IS INHERENT TO THE PLATING PROCESS AND IS DUE TO THE MASKING EFFECT OF THE CARRIER. THIS DISCOLORATION IS IN A NON-FUNCTIONAL AREA OF THE PIN AND WILL NOT AFFECT THE PERFORMANCE OF THE HEADER ASSEMBLY.
10. PARTS ARE NOT DESIGNED FOR CURRENT SHARING.
11. CONNECTORS ARE NOT TO BE MATED AND UNMATED WHILE CIRCUITS ARE LIVE.

**RECOMMENDED P.C.B. LAYOUT**

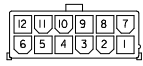


OBS P/N 'S EC NO: UCP2013-1112 DRWN:BBEE 2012/09/18 CHKD:JBELL 2012/09/20 APPR:FSMITH 2012/09/25	QUALITY SYMBOLS F=0 E=0 E=0	GENERAL TOLERANCES (UNLESS SPECIFIED)		DIMENSION STYLE MM ONLY		SCALE 4:1	DESIGN UNITS METRIC	THIRD ANGLE PROJECTION	
			mm	INCH	DRAWN BY SAM.C	DATE 960401	TITLE 4.2MM W-T-B VERT. HEADER W/O FLANGES MINI-FIT JR		
		4 PLACES	± ---	± ---	CHECKED BY	DATE			
		3 PLACES	± ---	± ---	APPROVED BY FSMITH		DATE 2010/10/04	DOCUMENT NO. SD-87427-***4*	
2 PLACES	± 0.20	± ---	MATERIAL NO. SEE CHART		SHEET NO. 1 OF 2				
1 PLACE	± ---	± ---	ANGULAR ± ---°						
0 PLACE	± ---	± ---	DRAFT WHERE APPLICABLE MUST REMAIN WITHIN DIMENSIONS						
REV E3		SIZE B		THIS DRAWING CONTAINS INFORMATION THAT IS PROPRIETARY TO MOLEX INCORPORATED AND SHOULD NOT BE USED WITHOUT WRITTEN PERMISSION					

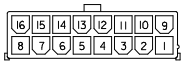
10 9 8 7 6 5 4 3 2 1



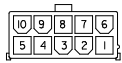
CKT. SIZE 14



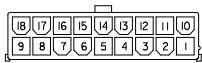
CKT. SIZE 12



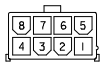
CKT. SIZE 16



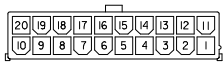
CKT. SIZE 10



CKT. SIZE 18



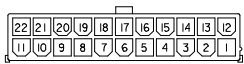
CKT. SIZE 8



CKT. SIZE 20



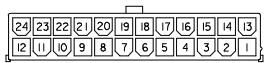
CKT. SIZE 6



CKT. SIZE 22



CKT. SIZE 4



CKT. SIZE 24



CKT. SIZE 2

"#" CONSULT FACTORY FOR AVAILABILITY

BULK PACKED	
PLATING=TIN $\Delta$	
COLOR=BLACK	
# 87427-2492	24
# 87427-2292	22
# 87427-2092	20
# 87427-1892	18
# 87427-1692	16
# 87427-1492	14
# 87427-1292	12
# 87427-1092	10
# 87427-0892	8
# 87427-0692	6
# 87427-0492	4
# 87427-0292	2
ENG. NO.	CKT. SIZE

BULK PACKED	
PLATING=GOLD $\Delta$	
COLOR=BEIGE	
87427-2448	24
87427-2248	22
87427-2048	20
87427-1848	18
87427-1648	16
87427-1448	14
87427-1248	12
87427-1048	10
87427-0848	8
87427-0648	6
87427-0448	4
87427-0248	2
ENG. NO.	CKT. SIZE

TAPE & REEL PACKED	
PLATING=TIN $\Delta$	
COLOR=BEIGE	
# 87427-2432	24
# 87427-2232	22
# 87427-2032	20
# 87427-1832	18
# 87427-1632	16
# 87427-1432	14
# 87427-1232	12
# 87427-1032	10
# 87427-0832	8
36633-0010	6
36633-0009	4
36633-0008	2
ENG. NO.	CKT. SIZE

BULK PACKED	
PLATING=TIN $\Delta$	
COLOR=BEIGE	
87427-2442	24
87427-2242	22
87427-2042	20
87427-1842	18
87427-1642	16
87427-1442	14
87427-1242	12
87427-1042	10
87427-0842	8
87427-0642	6
87427-0442	4
87427-0242	2
ENG. NO.	CKT. SIZE

SEE SHEET 1 EC NO: UCP2013-1112 DRWN:BBEE 2012/09/18 CHKD:JBELL 2012/09/20 APPR:FSM TH 2012/09/25	QUALITY SYMBOLS $\nabla$ = 0 $\nabla$ = 0 $\nabla$ = 0	GENERAL TOLERANCES (UNLESS SPECIFIED) <table border="1"> <thead> <tr> <th></th> <th>mm</th> <th>INCH</th> </tr> </thead> <tbody> <tr><td>4 PLACES</td><td>± .005</td><td>± .0004</td></tr> <tr><td>3 PLACES</td><td>± .008</td><td>± .0006</td></tr> <tr><td>2 PLACES</td><td>± 0.20</td><td>± .008</td></tr> <tr><td>1 PLACE</td><td>± .005</td><td>± .0004</td></tr> <tr><td>0 PLACE</td><td>± .005</td><td>± .0004</td></tr> </tbody> </table>		mm	INCH	4 PLACES	± .005	± .0004	3 PLACES	± .008	± .0006	2 PLACES	± 0.20	± .008	1 PLACE	± .005	± .0004	0 PLACE	± .005	± .0004	DIMENSION STYLE <b>MM ONLY</b> DRAWN BY DATE SAM.C 960401 CHECKED BY DATE	SCALE <b>2:1</b> DESIGN UNITS <b>METRIC</b> THIRD ANGLE PROJECTION
		mm	INCH																			
	4 PLACES	± .005	± .0004																			
	3 PLACES	± .008	± .0006																			
2 PLACES	± 0.20	± .008																				
1 PLACE	± .005	± .0004																				
0 PLACE	± .005	± .0004																				
DESCRIPTION <b>3</b>	ANGULAR ± .005° DRAFT WHERE APPLICABLE MUST REMAIN WITHIN DIMENSIONS	APPROVED BY DATE FSM TH 2010/10/04 MATERIAL NO.	TITLE <b>4.2MM W-T-B VERT. HEADER W/O FLANGES MINI-FIT JR</b> <b>molex</b>	DOCUMENT NO. <b>SD-87427-***4*</b>																		
REV <b>3</b>	SIZE <b>B</b>	SEE CHART	SHEET NO. <b>2 OF 2</b>	THIS DRAWING CONTAINS INFORMATION THAT IS PROPRIETARY TO MOLEX INCORPORATED AND SHOULD NOT BE USED WITHOUT WRITTEN PERMISSION																		

9 8 7 6 5 4 3 2 1