

PRODUCT NUMBER

93689-YXX-XXLF

PLATING, SEE TABLE

LEAD FREE OPTION  
SEE NOTE 6 & 7

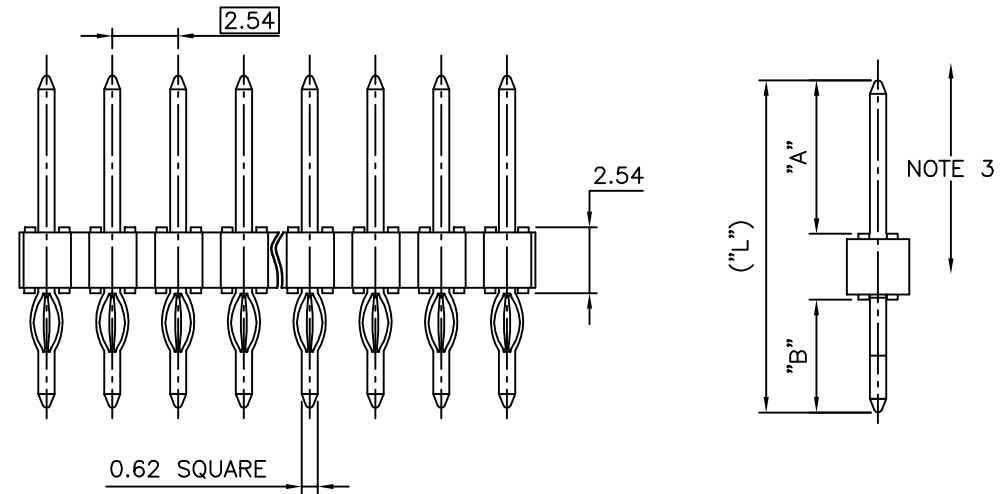
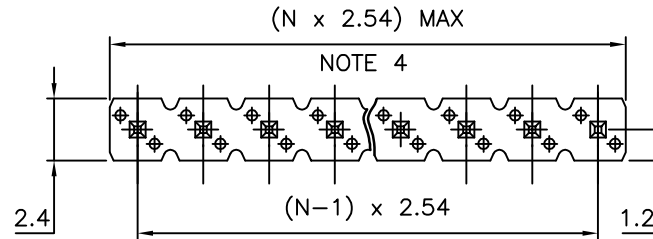
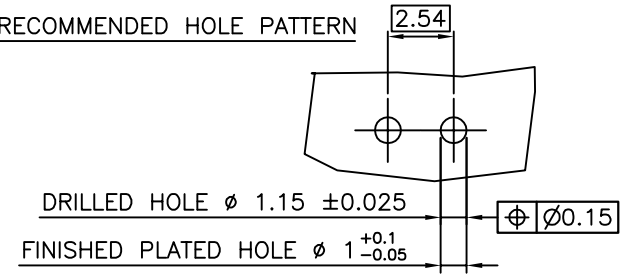
TOTAL NB OF POS  
02 TO 36

PIN STYLE	DIM "A" REF	DIM "B" ±0.3	DIM "L" REF
01	7.5	4.7	14.78
02	10.14	4.7	17.40
03	5.68	4.7	12.83
04	14.89	4.7	22.15
05	8.3	4.7	15.44
06	6.8	3.6	12.9
07	17.5	3.6	23.85

NOTES:

- HOUSING MAT'L : HIGH TEMPERATURE THERMOPLASTIC. UL94V-0 COLOR: BLACK
- PIN MATERIAL : PHOSPHOR BRONZE
- 9N MIN RETENTION IN EITHER DIRECTION
- TO DETERMINE DIMENSIONS :  
N = NUMBER OF POSITIONS PER ROW  
EXAMPLE : 8 POS PER ROW, N x 2.54 = 20.32mm
- STANDARD PACKAGING IN POLYBAGS
- FOR LEAD FREE PART NUMBER ADD "LF" SUFFIX AT THE END OF PART NUMBER
- "LF" MEANS THAT THE PRODUCT IS RoHS COMPLIANT THEN MEETS EUROPEAN UNION DIRECTIVES AND OTHER COUNTRY REGULATION AS DESCRIBED IN GS-22-008

RECOMMENDED HOLE PATTERN



XXXXX-9XXLF	0.2µm GOLD OVER 1.27µm Ni MIN	
XXXXX-4XXLF	3.05µm TIN OVER 1.27µm Ni MIN	
XXXXX-1XXLF	0.76µm GOLD/GXT OVER 1.27µm Ni MIN	1.0µm TIN OVER 1.27µm
XXXXX-4XX	3.05µm TIN-LEAD OVER 1.27µm Ni MIN	
XXXXX-1XX	0.76µm GOLD/GXT OVER 1.27µm Ni MIN	1.0µm TIN-LEAD OVER 1.27µmMIN
PLATING NUMBER	CONTACT AREA	PRESS FIT TAIL AREA

mat'l. code		surface	tolerance	projection	product family
		ISO 1302	ISO 406 ISO 1101		BSTIK
ltr	ecn no	dr	date	title	
H	F08-0148	RTR	08.03.31	HEADER P-FIT SINGLE ROW	
J	F09-0043	JCO	09.05.07	scale 5:1	
K	F10-0041	LMU	11.05.12	sheet 1 of 1 size	
E	F05-0251	LMU	05.09.15	93689 A3	
F	F06-0196	LMU	06.06.20	type CUSTOMER Drawing	
G	F07-0142	LMU	07.02.23		
sheet index	revision sheet	dr	COMPAGNON J		
		engr	JMC		
		chr	JMC		
		appd	JMC		