

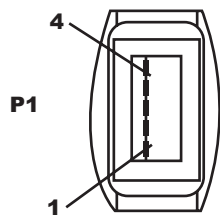
1

2

3

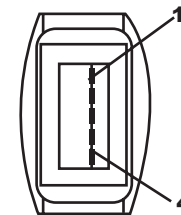
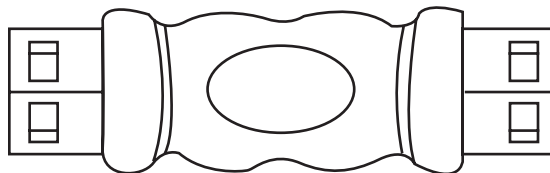
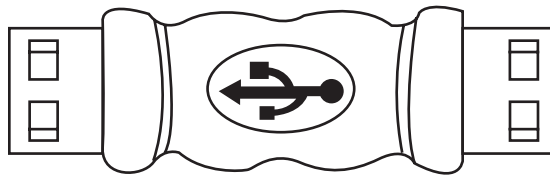
4

A



P1

USB A Male



P2

USB A Male

A

B

B

Remark:

- 1.Hook Up Wire:Non-UL 26AWG
- 2.Connector: P1&P2: USB A Male Gold Flash Contact; Nickel Plated Shell
Plastic:White
- 3.Inner Mold with Copper Foil
- 4.Hood: Molded Type PVC 45P Color: Beige(NK-A03)
- 5.Test Required: A.100% Open Short & Mis Wire Test
B. Insulation Resistance 1m Ohm min
- 6.Packing:See P-0039 Rev. B Packing Drawing+EAN Code
EAN-Code:4016032052708

PIN Out
(P1)

(P2)

1	_____	1
2	_____	2
3	_____	3
4	_____	4

Shell	_____	Shell
-------	-------	-------

C

C

Description

Name :

A-USB-5

USB Adaptor (A/M-A/M)

D

D

ASSMANN
Electronic Components

RoHS
Compliant

THIS DRAWING IS UNPUBLISHED

© Copyright 2005 by Assmann Electronic Components All International Rights Reserved

This drawing is a controlled document for Assmann Electronics, Inc. It is subject to change and the controlling engineering organization should be contacted for the latest revision.

1

2

3

4