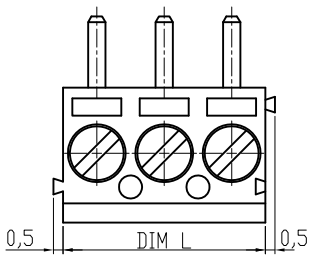

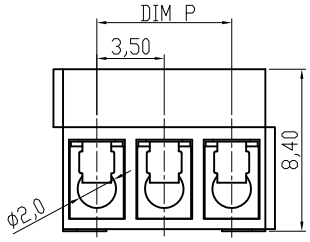

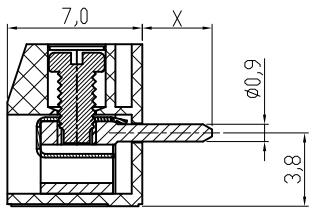

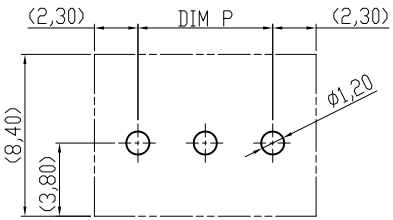

RECOMMENDER PCB LAYOUT

DIMENSION

L	Nx3.5
P	(N-1)x3.5

N=Number of poles

Material

Terminal body(metal housing): Brass(CuZn)
Terminal screw: Steel Yellow Chromated Zinc "-" slot type
Wire guard: Stainless steel
Surface of solder tail:Tin plated
Insulator (housing): Thermoplastic (UL94V-0) ,BLACK

Electrical UL

Voltage rating: 125V
Current rating: 10A
Wire range:
Solid wire(AWG): 16-26
Stranded wire(AWG): 16-26
Torque(Lb-In): 1.7Lb-In
Screw: M2
Wire strip length: 5-6mm
Withstanding Voltage: 1.25KV
Operating temperature: -40°C to +115°C
Soldering temperature: 250°C±10°C/5 Sec
Safety Approval:

P/N	Dim x
A-TB350-TFxx	3.8
A-TB350-TFxxBK-A	3.5
A-TB350-TFxxBK-B	3

①

Poles	Tolerance	
	DIM L	DIM P
2p-6p	±0.20	±0.15
7p-12p	±0.25	±0.20
13p-18p	±0.30	±0.25
19p-24p	±0.40	±0.30

RoHS compliant
Unit: mm

Scale	FREE
TOLERANCE	
X.	±0.50
X.X	±0.30
X.XX	±0.10
DIM	TOL
X.°	±1°
Angle	TOL

Id.	Modification	Date	Name
①	Update	05.09.2011	Lucas
⓪	Drawn	19.04.2010	Alex

	Date	Name
Drawn	19.04.2010	Alex
Approved	05.09.2011	Hellwig

ASSMANN components

Customer-No.

ASSMANN WSW-No. A-TB350-TFxx
A-TB350-TFxxBK-A
A-TB350-TFxxBK-B

Drawing-No. ASS 4092 CO rev01

Replace

Sheet 1/1

SV2489