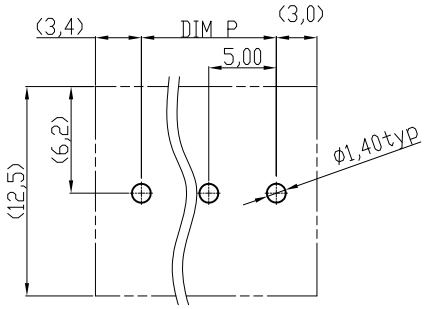


RECOMMENDER PCB LAYOUT

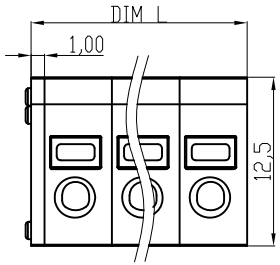


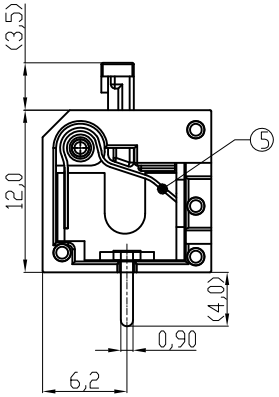


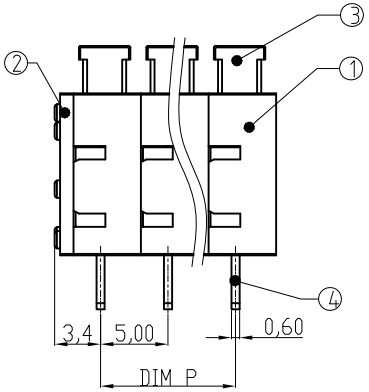


Material

| | |
|---|---|
| ①Insulating body: | Thermoplastic (UL94V-0),GREY |
| ②Insulating cover: | Thermoplastic (UL94V-0),GREY |
| ③Insulating lever: | Thermoplastic (UL94V-0),GREY |
| ④Contact pin: | Brass,Tin plated |
| ⑤Spring clamp: | Stainless steel |

Electrical cULus

Voltage rating: 300V
Current rating: 6A
Wire range:
Solid wire(AWG): 16-26
Stranded wire(AWG): 16-26
Wire strip length: 6-7mm
Withstanding Voltage: 1.6KV
Operating temperature: -40°C to +115°C
Soldering temperature: 250°C±10°C/5 Sec
Safety Approval: c us

DIMENSION

| | |
|---|---|
| L | Nx5.0+1.00 |
| P | (N-1)x5.0 |

N=Number of poles

| Poles | Tolerance | |
|---|---|---|
| | DIM L | DIM P |
| 2p-4p | ±0.15 | ±0.15 |
| 5p-9p | ±0.20 | ±0.20 |
| 10p-14p | ±0.30 | ±0.30 |
| 15p-19p | ±0.40 | ±0.40 |
| 20p-24p | ±0.50 | ±0.50 |

**RoHS compliant**

| | |
|---|---|
| Scale | 1:1 |
| TOLERANCE | |
| X. | ±0.50 |
| X.X | ±0.30 |
| X.XX | ±0.10 |
| DIM | TOL |
| X.° | ±1° |
| | |
| Angle | TOL |

| Id. | Modification | Date | Name |
|---|---|---|---|
| 0 | Drawn | 19.04.2010 | Alex |

| | Date | Name |
|---|---|---|
| Drawn | 19.04.2010 | Alex |
| Approved | 19.04.2010 | Hellwig |

ASSMANN WSW components

Customer-No.

ASSMANN WSW-No.
A-TB500-HXxxV

Drawing-No.
ASS 4124 CO

rev00

Replace

Sheet