



SAW Components

SAW RF filter

Automotive telematics

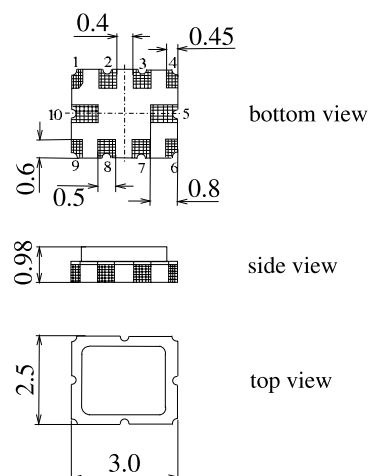
Series/type:	B3514
Ordering code:	B39941B3514H910
Date:	December 07, 2012
Version:	2.2

Application

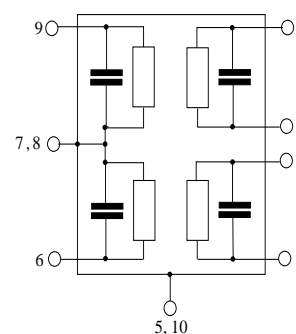
- Low-loss RF filter for mobile telephone GSM 850/900 system, receive path
- Usable passband:
 - Filter 1 (GSM850): 25 MHz
 - Filter 2 (GSM900): 35 MHz
- Unbalanced to balanced operation of both filters
- Impedance transformation from 50 Ω to 150 Ω for both filters
- Suitable for GPRS class 1 to 12


Features

- Package size 3.0 x 2.5 x 0.98 mm³
- Package code QCC10G
- RoHS compatible
- Approximate weight 0.027 g
- Package for **Surface Mount Technology (SMT)**
- Ni, gold-plated terminals
- Lead free soldering compatible with J - STD20C
- Passivation layer Elpas
- AEC-Q200 qualified component family
- **Electrostatic Sensitive Device (ESD)**


Pin configuration¹⁾

- 1,2 Output, balanced [Filter 1]
- 3,4 Output, balanced [Filter 2]
- 6 Input [Filter 2]
- 9 Input [Filter 1]
- 5,7,8,10 Case grounded



1) The recommended pin configuration usually offers best suppression of electrical crosstalk. The filter characteristics refer to this configuration.

Data sheet

Characteristics Filter 1 (GSM850)

Temperature range for specification: $T = -40\text{ °C to }+85\text{ °C}$
 Terminating source impedance: $Z_S = 50\ \Omega$ (unbalanced)
 Terminating load impedance: $Z_L = 150\ \Omega$ (balanced) || 56 nH

		min.	typ. @ 25 °C	max.	
Center frequency	f_C	—	881.5	—	MHz
Maximum insertion attenuation	α_{\max}	—	1.8	2.2	dB
869.0 ... 894.0 MHz					
Amplitude ripple		—	0.8	1.1	dB
869.0 ... 894.0 MHz					
VSWR		—	1.8	2.1	
869.0 ... 894.0 MHz					
Output amplitude balance ($ S_{31}/S_{21} $)		-1.5		1.5	dB
869.0 ... 894.0 MHz					
Output phase balance ($\phi(S_{31}) - \phi(S_{21}) + 180^\circ$)		-12.0		12.0	degree
869.0 ... 894.0 MHz					
Attenuation	α_{abs}	46	52	—	dB
10.00 ... 480.00 MHz					
480.00 ... 849.00 MHz		30	34	—	
915.00 ... 1000.00 MHz		23	27	—	
1000.00 ... 3000.00 MHz		30	34	—	

Data sheet

Characteristics Filter 2 (GSM900)

Temperature range for specification:

 $T = -40\text{ °C to }+85\text{ °C}$

Terminating source impedance:

 $Z_S = 50\ \Omega$ (unbalanced)

Terminating load impedance:

 $Z_L = 150\ \Omega$ (balanced) || 68 nH

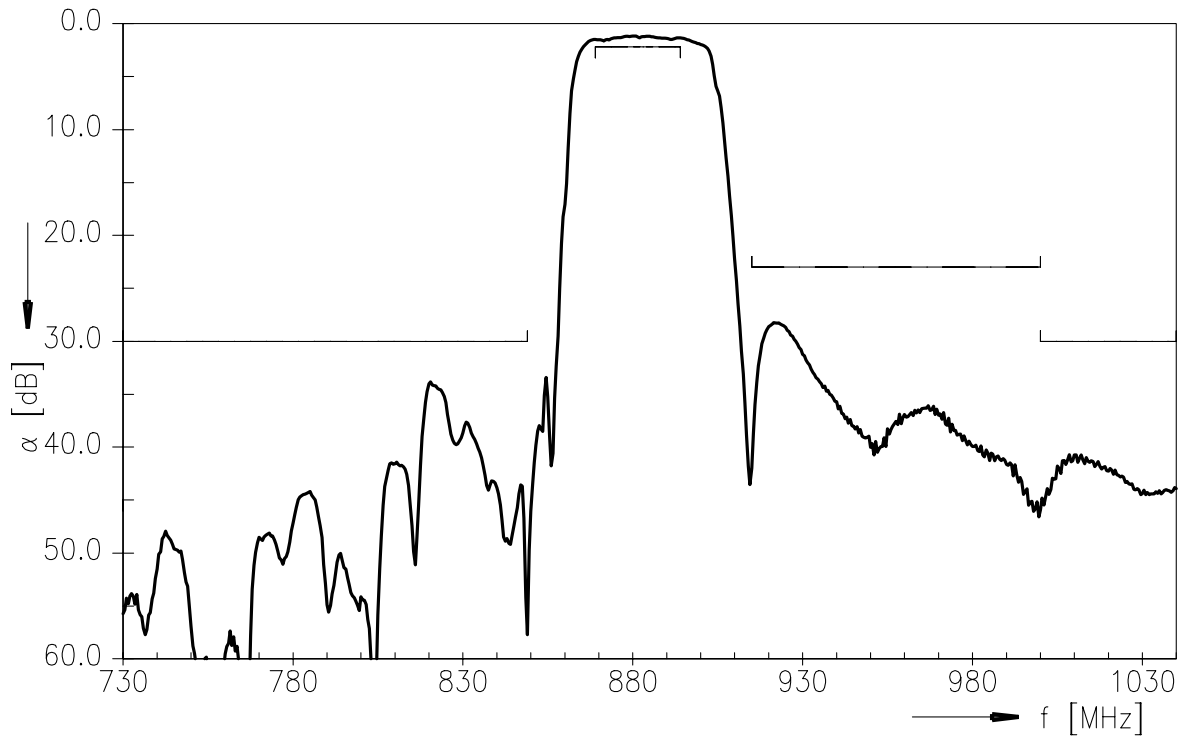
		min.	typ. @ 25 °C	max.	
Center frequency	f_C	—	942.5	—	MHz
Maximum insertion attenuation	α_{\max}	—	1.9	3.0 ¹⁾	dB
925.0 ... 960.0 MHz					
Amplitude ripple		—	0.9	1.8	dB
925.0 ... 960.0 MHz					
VSWR		—	1.9	2.3	
925.0 ... 960.0 MHz					
Output amplitude balance ($ S_{31}/S_{21} $)		-2.5		2.5	dB
925.0 ... 960.0 MHz					
Output phase balance ($\phi(S_{31}) - \phi(S_{21}) + 180^\circ$)		-12.0		12.0	degree
925.0 ... 960.0 MHz					
Attenuation	α_{abs}				
10.00 ... 480.00 MHz		46	52	—	dB
480.00 ... 880.00 MHz		30	35	—	
880.00 ... 905.00 MHz		24	27	—	dB
905.00 ... 915.00 MHz		11	18	—	
980.00 ... 1050.00 MHz		23	30	—	dB
1050.00 ... 3000.00 MHz		30	34	—	

 1) $T = -25\text{ °C to }+75\text{ °C}$: 2.5 dB

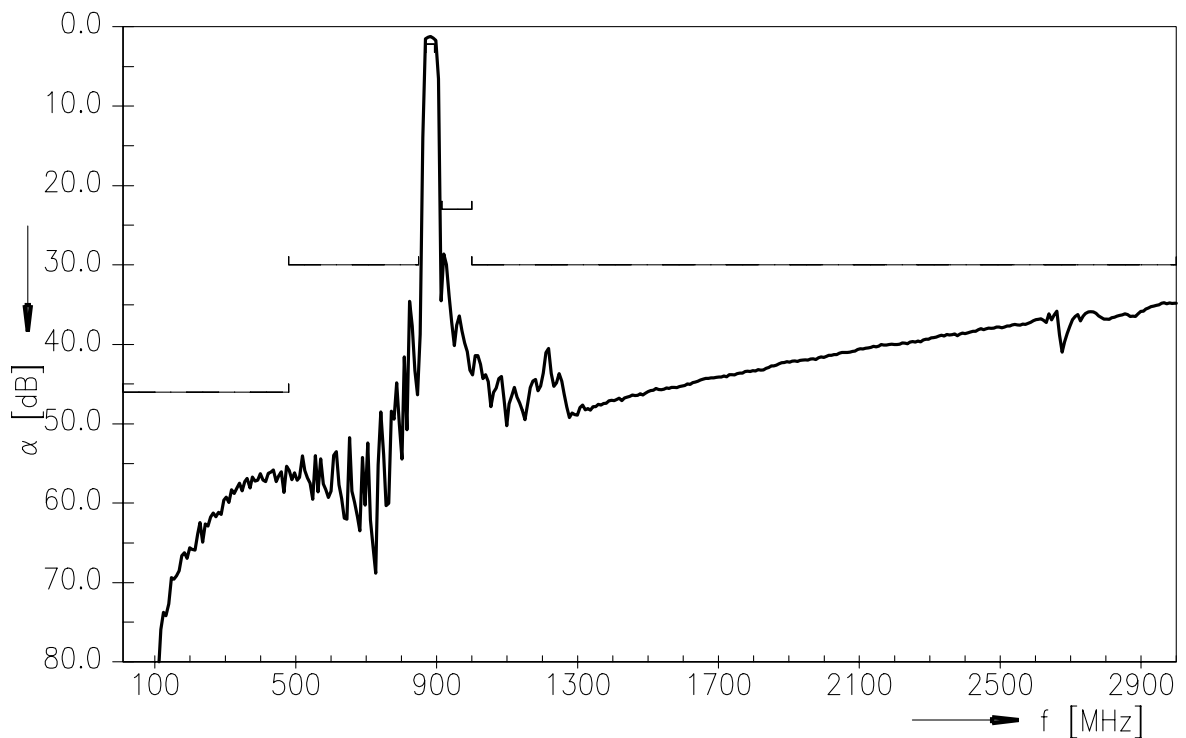
Maximum ratings

Operable temperature range	T	-45/+125	°C	
Storage temperature range	T _{stg}	-45/+125	°C	
DC voltage	V _{DC}	5	V	
ESD voltage	V _{ESD}	50	V	
Input power at Tx bands: GSM850, GSM900	P _{IN}	15	dBm	peak power of GSM signal duty cycle 4:8

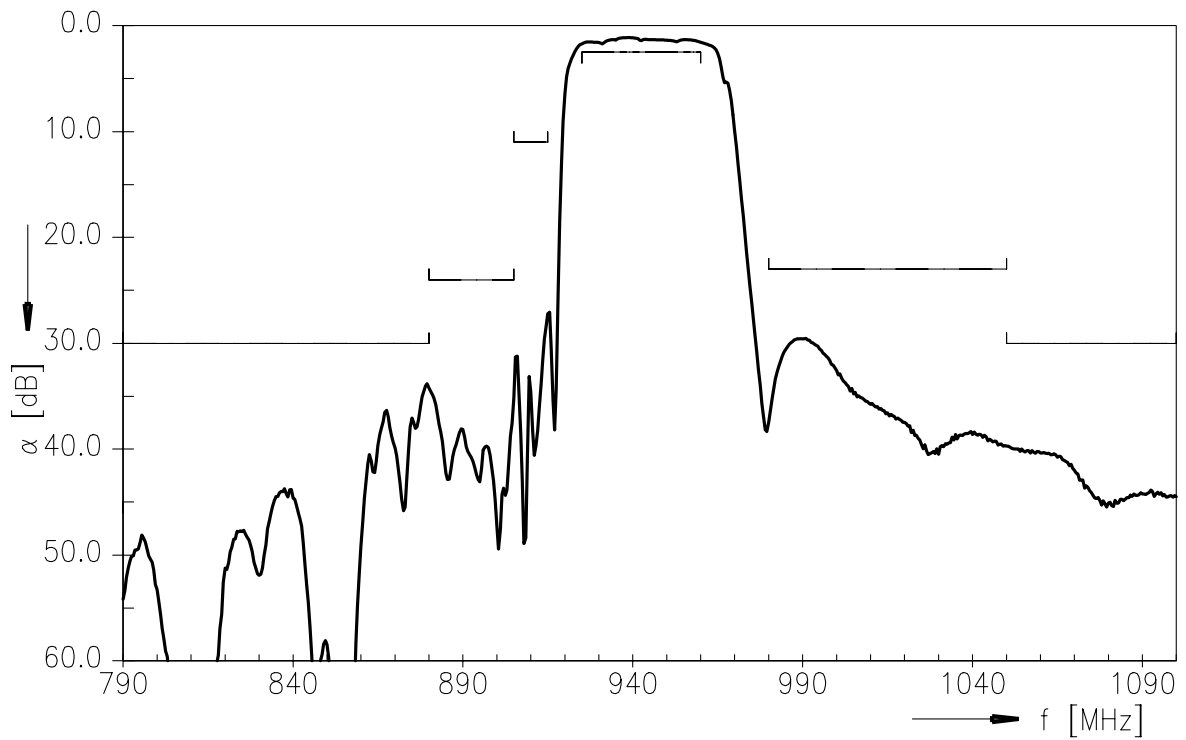
Transfer function Filter 1



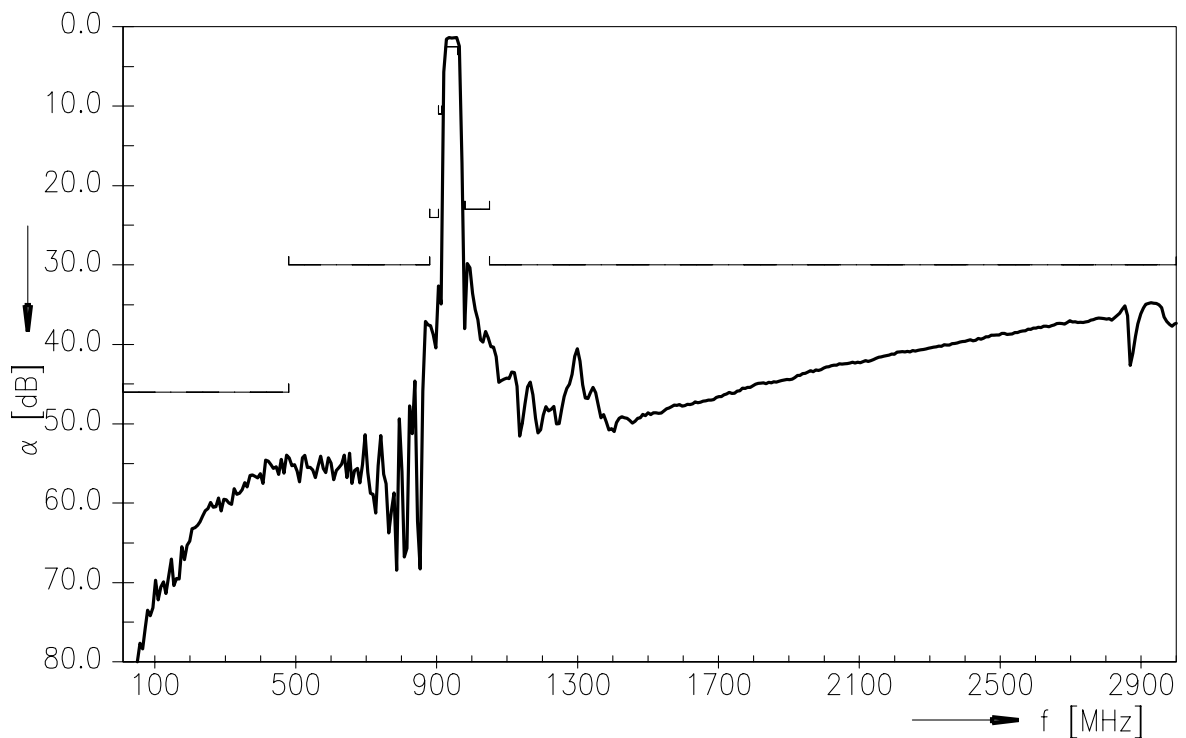
Transfer function Filter 1 (wideband)



Transfer function Filter 2



Transfer function Filter 2 (wideband)



References

Type	B3514
Ordering code	B39941B3514H910
Marking and package	C61157-A7-A142
Packaging	F61074-V8174-Z000
Date codes	L_1126
S-parameters	B3514_LB_NB.s3p B3514_LB_WB.s3p B3514_UB_NB.s3p B3514_UB_WB.s3p See file header for port/pin assignment table.
Soldering profile	S_6001
RoHS compatible	RoHS-compatible means that products are compatible with the requirements according to Art. 4 (substance restrictions) of Directive 2011/65/EU of the European Parliament and of the Council of June 8 th , 2011, on the restriction of the use of certain hazardous substances in electrical and electronic equipment ("Directive") with due regard to the application of exemptions as per Annex III of the Directive in certain cases.

For further information please contact your local EPCOS sales office or visit our webpage at www.epcos.com.

Published by EPCOS AG
Systems, Acoustics, Waves Business Group
P.O. Box 80 17 09, 81617 Munich, GERMANY

© EPCOS AG 2012. This brochure replaces the previous edition.

For questions on technology, prices and delivery please contact the Sales Offices of EPCOS AG or the international Representatives.

Due to technical requirements components may contain dangerous substances. For information on the type in question please also contact one of our Sales Offices.

Important notes

The following applies to all products named in this publication:

1. Some parts of this publication contain **statements about the suitability of our products for certain areas of application**. These statements are based on our knowledge of typical requirements that are often placed on our products in the areas of application concerned. We nevertheless expressly point out **that such statements cannot be regarded as binding statements about the suitability of our products for a particular customer application**. As a rule, EPCOS is either unfamiliar with individual customer applications or less familiar with them than the customers themselves. For these reasons, it is always ultimately incumbent on the customer to check and decide whether an EPCOS product with the properties described in the product specification is suitable for use in a particular customer application.
2. We also point out that **in individual cases, a malfunction of electronic components or failure before the end of their usual service life cannot be completely ruled out in the current state of the art, even if they are operated as specified**. In customer applications requiring a very high level of operational safety and especially in customer applications in which the malfunction or failure of an electronic component could endanger human life or health (e.g. in accident prevention or life-saving systems), it must therefore be ensured by means of suitable design of the customer application or other action taken by the customer (e.g. installation of protective circuitry or redundancy) that no injury or damage is sustained by third parties in the event of malfunction or failure of an electronic component.
3. **The warnings, cautions and product-specific notes must be observed.**
4. In order to satisfy certain technical requirements, **some of the products described in this publication may contain substances subject to restrictions in certain jurisdictions (e.g. because they are classed as hazardous)**. Useful information on this will be found in our Material Data Sheets on the Internet (www.epcos.com/material). Should you have any more detailed questions, please contact our sales offices.
5. We constantly strive to improve our products. Consequently, **the products described in this publication may change from time to time**. The same is true of the corresponding product specifications. Please check therefore to what extent product descriptions and specifications contained in this publication are still applicable before or when you place an order. We also **reserve the right to discontinue production and delivery of products**. Consequently, we cannot guarantee that all products named in this publication will always be available. The aforementioned does not apply in the case of individual agreements deviating from the foregoing for customer-specific products.
6. Unless otherwise agreed in individual contracts, **all orders are subject to the current version of the “General Terms of Delivery for Products and Services in the Electrical Industry” published by the German Electrical and Electronics Industry Association (ZVEI)**.
7. The trade names EPCOS, BAOKE, Alu-X, CeraDiode, CeraLink, CSMP, CSSP, CTVS, DeltaCap, DigiSiMic, DSSP, FilterCap, FormFit, MiniBlue, MiniCell, MKD, MKK, MLSC, MotorCap, PCC, PhaseCap, PhaseCube, PhaseMod, PhiCap, SIFERRIT, SIFI, SIKOREL, SilverCap, SIMDAD, SiMic, SIMID, SineFormer, SIOV, SIP5D, SIP5K, ThermoFuse, WindCap are **trademarks registered or pending** in Europe and in other countries. Further information will be found on the Internet at www.epcos.com/trademarks.