

BTH-90-01-F-D-A



(0,50 mm) .0197"

BTH SERIES

BASIC BLADE & BEAM HEADER

SPECIFICATIONS

For complete specifications and recommended PCB layouts see www.samtec.com?BTH

Insulator Material: Black LCP



Contact Material: Phosphor Bronze
Plating: Au or Sn over 50µ" (1,27 µm) Ni
Current Rating: 1.25A per contact @ 80°C ambient

Flammability Rating: UL 94 V0

Operating Temp Range: -55°C to +125°C

Voltage Rating: 125 VAC

Max Cycles: 100

RoHS Compliant: Yes

Processing:

Lead-Free Solderable: Yes
SMT Lead Coplanarity:

Vertical= (0,10 mm) .004" max (030-090)

Vertical= (0,15 mm) .006" max (120-150)

Right Angle= (0,15 mm) .006" max (030-090)

Board Stacking:

For applications requiring more than two connectors per board or 90 positions or higher, contact ipg@samtec.com



Mates with: BSH

-030, -050, -060, -090, -120, -150

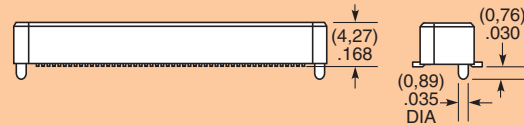
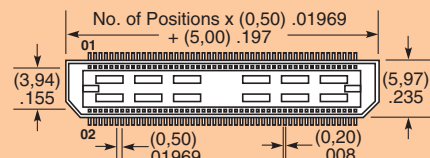
-F
= Gold Flash on contact, Matte Tin on tail

-L
= 10µ" (0,25 µm) Gold on contact, Matte Tin on tail

-C*
= Electro-Polished Selective
 50µ" (1,27 µm) min Au over 150µ" (3,81 µm) Ni on Signal Pins in contact area,
 10µ" (0,25 µm) min Au over 50µ" (1,27 µm) Ni on Ground Plane in contact area,
 Matte Tin over 50µ" (1,27 µm) min Ni on all solder tails

-K
= (7,00 mm) .276" DIA Polyimide Film Pick & Place Pad

-TR
= Tape & Reel (120 positions maximum)



• Passes 10 year MFG

MATED HEIGHT

LEAD STYLE	MATED HEIGHT*
-01	(5,00) .197

*Processing conditions will affect mated height.



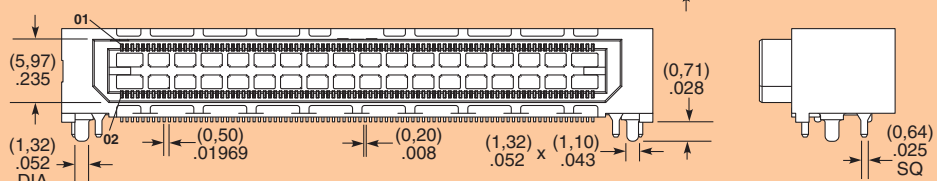
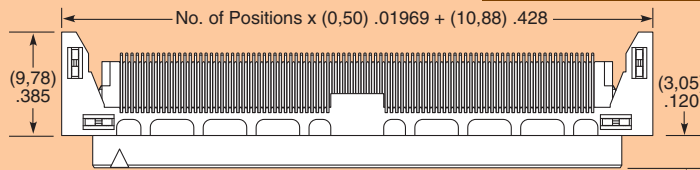
Mates with: BSH

-030, -060, -090

-F
= Gold Flash on contact, Matte Tin on tail

-L
= 10µ" (0,25 µm) Gold on contact, Matte Tin on tail

-K
= (7,00 mm) .276" DIA Polyimide Film Pick & Place Pad



APPLICATION SPECIFIC

- 30µ" (0,76 µm) Gold
 - Edge Mount Capability
 - 8 mm, 11 mm, 16 mm, 19 mm and 22 mm Stack Height (Caution: Some automatic placement/inspection machines may have component height restrictions. Please consult machinery specifications.) (11 mm, 16 mm, 19 mm and 22 mm not available with 50 positions)
- Call Samtec.

*Note: -C Plating passes 10 year MFG testing

Note: Some lengths, styles and options are non-standard, non-returnable.

Due to technical progress, all designs, specifications and components are subject to change without notice.

WWW.SAMTEC.COM