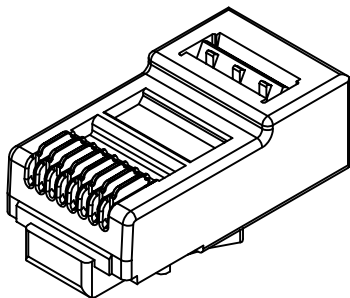
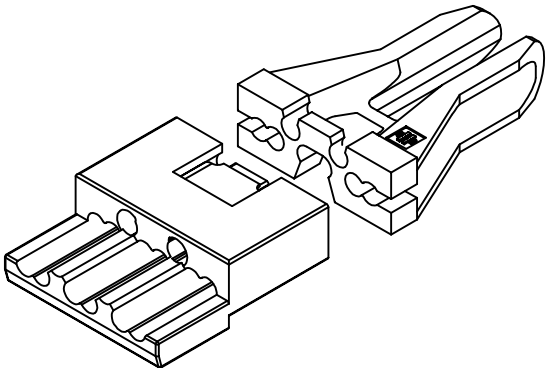
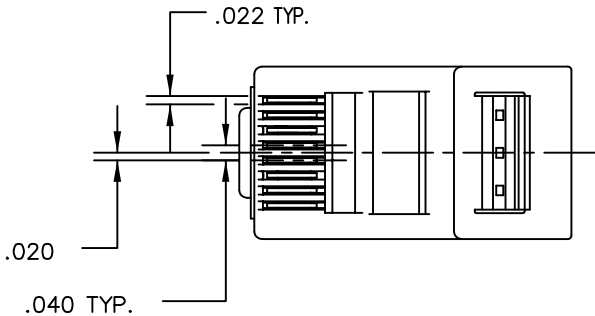


DATE	REV	ECN	APP'D. BY
9-8-05	A1	7264	TM
1-19-06	A2	7441	JM
5-23-07	A3	8068	TRM
5-25-12	A4	9480	SMN

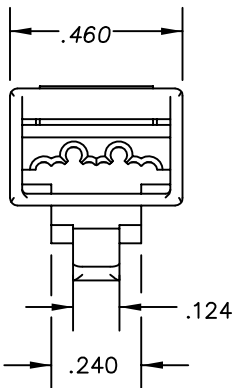
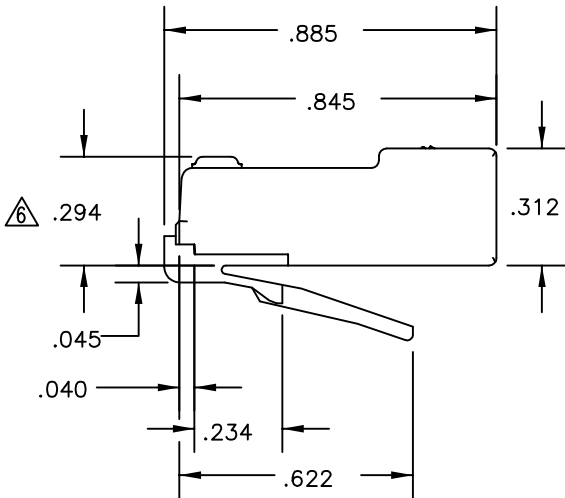
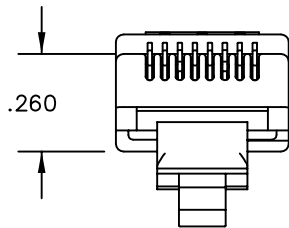


PLUG HOUSING



MANAGEMENT BAR &
WIRE ALIGNER

- NOTES:
- 1- PLUG KIT CONSISTS OF :
PRE-INSERTED PLUG BODY
MANAGEMENT BAR
 - 2- MATERIALS :
FRONT HOUSING PLASTIC : CLEAR POLYCARBONATE, UL 94-V0
MANAGEMENT BAR : CLEAR POLYCARBONATE, UL 94-V0
MANAGEMENT BAR COMPENSATOR: TIN PLATED BRASS
CONTACTS : PHOSPHOR BRONZE, SELECTIVE GOLD PLATING
 - 3- CONTACTS TERMINATE SOLID OR STRANDED CONDUCTORS BETWEEN
.037 [0.94] TO .042 [1.07] OUTSIDE DIAMETER OF INSULATION.
 - 4- PLUG SPECIFICATION: FOR CATEGORY 6 APPLICATIONS.
 - 5- DIMENSIONS AND TOLERANCES COMPLY WITH FCC/CFR 47, PART 68.
 - 6- TERMINATED PLUG HEIGHT: .237 [6.02] ±.005 [0.13]
 - 7- FOR PRODUCT SPECIFICATION SEE PR026-01



50 MICRO-INCHES [1.27um]	SS-39100-003
CONTACT PLATING IN MATING AREA	PART NUMBER



THIRD ANGLE PROJECTION

DO NOT SCALE DRAWING
DRAWING IS SUBJECT TO
CHANGE WITHOUT NOTICE

DIMENSIONS: INCHES [METRIC]

UNLESS OTHERWISE SPECIFIED
TOLERANCES ARE ±.005 [0.13]
ANGLES ARE ± 1°

SHEET NO.
1 OF 1

Bel Stewart Connector

11118 Susquehanna Trail South
Glen Rock, PA 17327-9199
(717) 235-7512 Fax: (717) 235-7954 <http://www.stewartconnector.com>

TITLE:
8 POSITION/8 CONDUCTOR STANDARD UNSHIELDED PLUG ASSEMBLY

THIS DRAWING AND THE SUBJECT MATTER SHOWN THEREON ARE
CONFIDENTIAL AND THE PROPRIETARY PROPERTY OF BEL STEWART CONNECTOR
AND SHALL NOT BE REPRODUCED, COPIED, OR USED IN ANY MANNER WITHOUT
PRIOR WRITTEN CONSENT OF BEL STEWART CONNECTOR. THIS PRODUCT
MAY BE PROTECTED BY ONE OR MORE OF THE FOLLOWING US PATENTS:
5628647 6402559 6409535 6524128
7753717 8033863
OTHER PATENTS MAY BE PENDING.

DRN BY: JAF	DATE 9-8-05
APPD BY: TRM	DATE 9-28-05
DWG NO. CT390008	REV. A4