

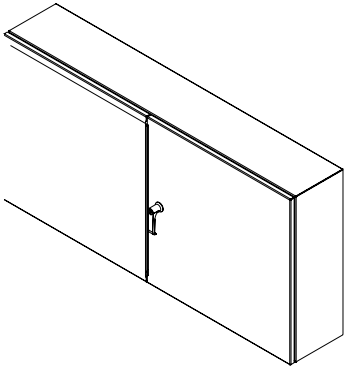
PART No. EN4TD24488LG

for more information visit

www.hammfg.com

Data subject to change without notice


Isometric drawing Not to Scale



ISOMETRIC VIEW



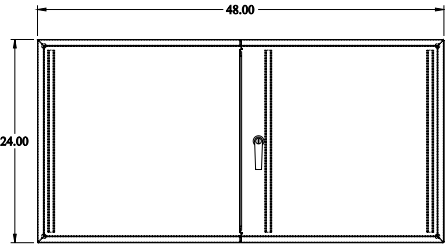
TOP VIEW



BACK VIEW



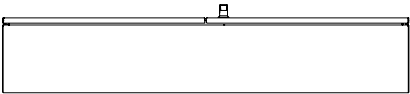
LEFT SIDE VIEW



FRONT VIEW



RIGHT SIDE VIEW



BOTTOM VIEW