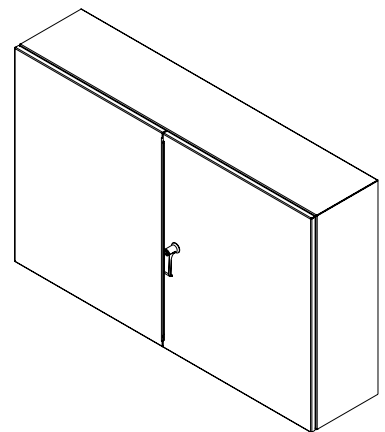


PART No. EN4TD304810GY

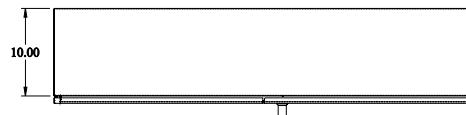
for more information visit
www.hammfg.com

Data subject to change without notice

Isometric drawing Not to Scale



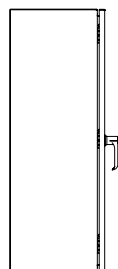
ISOMETRIC VIEW



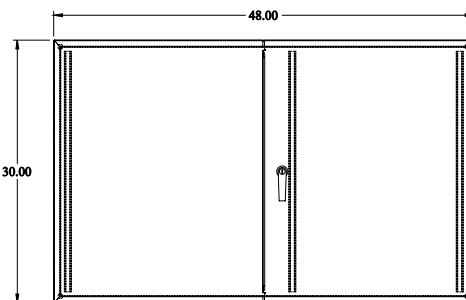
TOP VIEW



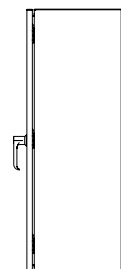
BACK VIEW



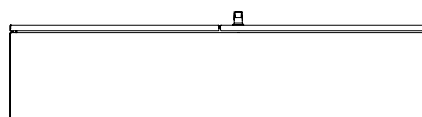
LEFT SIDE VIEW



FRONT VIEW



RIGHT SIDE VIEW



BOTTOM VIEW