DWG. NO.
**JBXFD2G02MCSDSMRC**

THIS DRAWING IS A CONTROLLED DOCUMENT FOR SOURIAU USA, INC.
IT IS SUBJECT TO CHANGE WITHOUT NOTIFICATION.
CONTACT THE DESIGNER FOR WHICH COPY IS THE LATEST REVISION.

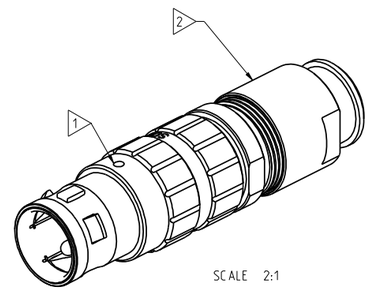


SCALE 2:1

NOTES:

1. RED DOT.

MATERIAL:

| | |
|---|---|
| OUTER SHELL & COLLET NUT :<br>LATCHING SLEEVE :<br>HALF BUSHES : | BRASS CuZn40Pb3 (C38500/C36000) |
| PIN CONTACT (CRIMP) : | BRASS CuZn35Pb2 (C35300/C36000) |
| CLIP : | BERYLLIUM COPPER CuBe1.9 (C17200/C36000) |
| INSULATOR : | PEEK WITH 15% GLASS FILLED. COLOR BROWN |
| COLLET : | PA6/6 WITH MoS2. COLOR BLACK |

FINISH:

| | |
|---|---|
| OUTER SHELL & :<br>COLLET NUT | CHROME OVER NICKEL UNDERCOAT |
| OTHER BRASS PARTS<br>EXCEPT PIN CONTACTS : | NICKEL |
| PIN CONTACTS : | GOLD AS PER MIL-G-45204C TYPE 1.CLASS 00. |

2. CONNECTOR WITH BACKNUT FOR PROTECTIVE BOOT - PROTECTIVE BOOT TO ORDER SEPARATELY.

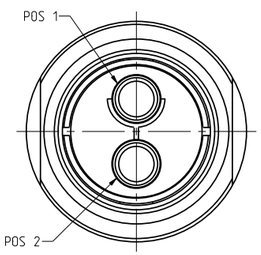


WIRE SIDE VIEW
('COLLET SET' NOT SHOWN)

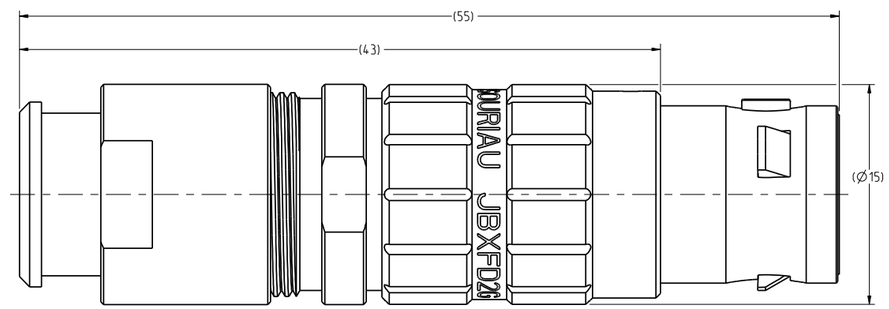


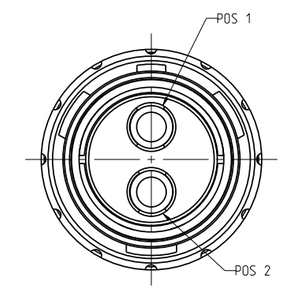


MATING SIDE VIEW

| REV | DESCRIPTION | BY DATE | CHKD DATE |
|---|---|---|---|
| A | RELEASED PER ECN 11336 | SSF 01-18-11 | SDH 01-18-11 |

DRAWING TITLE
**JBX, SIZE 2, 2 POSITION, MALE STRAIGHT PLUG**

CAT NO.
**JBXFD2G02MCSDSMR**

CAGE NO: 09922 | SIZE: C

LINEAR MEASURE: mm (INCH)
THIRD ANGLE PROJECTION

TOLERANCES UNLESS OTHERWISE SPECIFIED

| No. OF PLACES | mm (INCH) |
|---|---|
| WHOLE No. | ±0.5 [±.02] |
| ONE PLACE | ±0.2 [±.008] |
| TWO PLACES | ±0.1 [±.004] |
| ANGLES | ±1° |

**CUSTOMER**

INTERPRET THIS DRAWING IN ACCORDANCE WITH ASME Y14.5M - 1994.

SOURIAU Connection Technology
www.souriau.com

| APPROVAL | | |
|---|---|---|
| DRAWN: | SNL | 12-20-10 |
| CHKD : | TW | 12-20-10 |
| DSGN : | XXX | mm-dd-yy |
| MFG : | DH | 12-20-10 |
| QC : | DK | 12-20-10 |

DRAWING SCALE: 4:1

| DRAWING NO. | REV |
|---|---|
| JBXFD2G02MCSDSMRC | A |

1 OF 2

THE INFORMATION CONTAINED IN THIS DRAWING IS CONFIDENTIAL AND MAY NOT BE DISCLOSED WITHOUT WRITTEN CONSENT FROM SOURIAU USA, INC.

PRO-E

THIS DRAWING IS A CONTROLLED DOCUMENT FOR SOURIAU USA, INC.
IT IS SUBJECT TO CHANGE WITHOUT NOTIFICATION.
CONTACT THE DESIGNER FOR WORKING COPIES OF THE LATEST REVISION.

DWG. NO.
**JBXFD2G02MCSDSMRC**

ELECTRICAL:

EMI SHIELDING : SHIELDED FOR THE RANGE 55dB UP TO 100MHz

INSULATION RESISTANCE : >500MΩ PER ANSI-EIA-364-D METHOD 21

MAX. CURRENT RATING : (SEE TABLE 1) MAXIMUM CURRENT THAT CAN BE APPLIED SIMULTANEOUSLY ON EACH LINE OF THE CONNECTOR MATED PAIR, CONTINUOUSLY DURING ITS LIFE TIME IN NORMAL CLIMATIC CONDITIONS.

CONNECTOR TESTING VOLTAGE : 2100Vrms TEST VOLTAGE IS APPROXIMATELY 75% OF THE DWV VOLTAGE AT NORMAL CLIMATIC CONDITIONS. THIS VOLTAGE CAN BE ACHIEVED SEVERAL TIMES, BUT NOT APPLIED CONTINUOUSLY.

CONNECTOR WORKING VOLTAGE : 1000/700 (Vdc/ Vrms) WORKING VOLTAGE IS APPROXIMATELY 1/3 OF THE TEST VOLTAGE. THIS VOLTAGE IS SUSTAINABLE FOR THE LIFE OF THE CONNECTOR IN ITS WORKING ENVIRONMENT.

PHYSICAL:

MAXIMUM WIRE SIZE USED FOR CRIMPING : 12 AWG

CABLE DIAMETER WITH PLASTIC COLLET SET SUPPLIED : Ø3.5 mm MIN. TO Ø9.7 mm MAX.

ENVIRONMENTAL:

ENDURANCE: 1000 CYCLES AS PER MIL-STD 1344A, METHOD 2016.1

SHOCK: 100 g , DURATION 6 ms; AS PER MIL-STD 1344A, METHOD 2004.1

VIBRATIONS: 10 TO 2000Hz $\gamma$ = 20g, AS PER MIL-STD 1344A, METHOD 2005.1

PROTECTION INDEX: IP 40 AS PER CEI 529

OPERATING TEMPERATURE:
WITH PLASTIC COLLETS: -55°C TO +125°C (-67°F TO +257°F)

WITH OPTIONAL METALLIC COLLETS: -55°C TO +200°C (-67°F TO +392°F)
(ONLY ON REQUEST)

PIN CONTACT

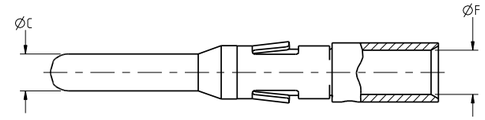


TABLE 1

| CONTACT | | USABLE CABLES | | | MAX. CURRENT RATING (A) | CONTACT RESISTANCE (mΩ) |
|---|---|---|---|---|---|---|
| ØC | ØF | CORE SECTION ($mm^2$) MIN. | CORE SECTION ($mm^2$) MAX. | AWG | | |
| 2 | 2.4 | 1.309 | 3.309 | 12-14-16 | 30 | 2.5 |

| LINEAR MEASURE: | mm (INCH) |
|---|---|
| THIRD ANGLE PROJECTION | |
| TOLERANCES UNLESS OTHERWISE SPECIFIED | |
| No. OF PLACES | mm [INCH] |
| WHOLE No. | ±0.5 [±.02] |
| ONE PLACE | ±0.2 [±.008] |
| TWO PLACES | ±0.1 [±.004] |
| ANGLES±1° | |

DRAWING TITLE
**JBX, SIZE 2, 2 POSITION, MALE STRAIGHT PLUG**

CAT NO. **JBXFD2G02MCSDSMR**

CAGE NO: 09922 SIZE: C

**CUSTOMER**

INTERPRET THIS DRAWING IN ACCORDANCE WITH ASME Y14.5M - 1994.

SOURIAU Connection Technology
www.souriau.com

| APPROVAL | | |
|---|---|---|
| DRAWN: | SNL | 12-20-10 |
| CHKD : | TW | 12-20-10 |
| DSGN : | XXX | mm-dd-yy |
| MFG : | DH | 12-20-10 |
| QC : | DK | 12-20-10 |
| DRAWING SCALE: 4:1 | | |
| DRAWING NO. | | REV |
| JBXFD2G02MCSDSMRC | | A |

2 OF 2

THE INFORMATION CONTAINED IN THIS DRAWING IS CONFIDENTIAL AND MAY NOT BE DISCLOSED WITHOUT WRITTEN CONSENT FROM SOURIAU USA, INC.

PRO-E