

4

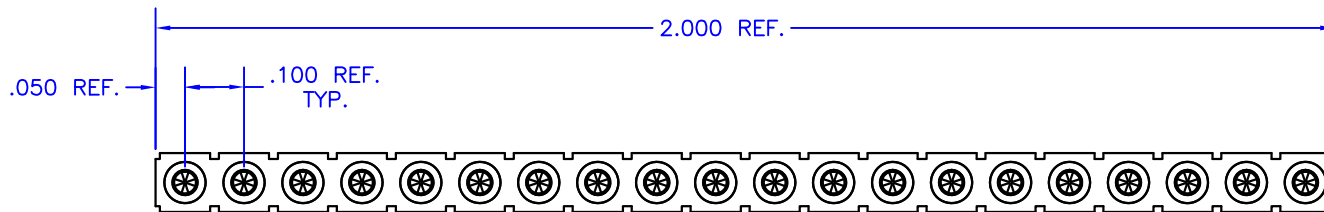
3

2

1

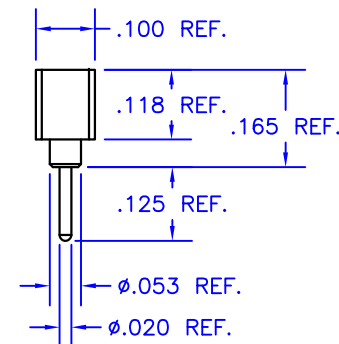
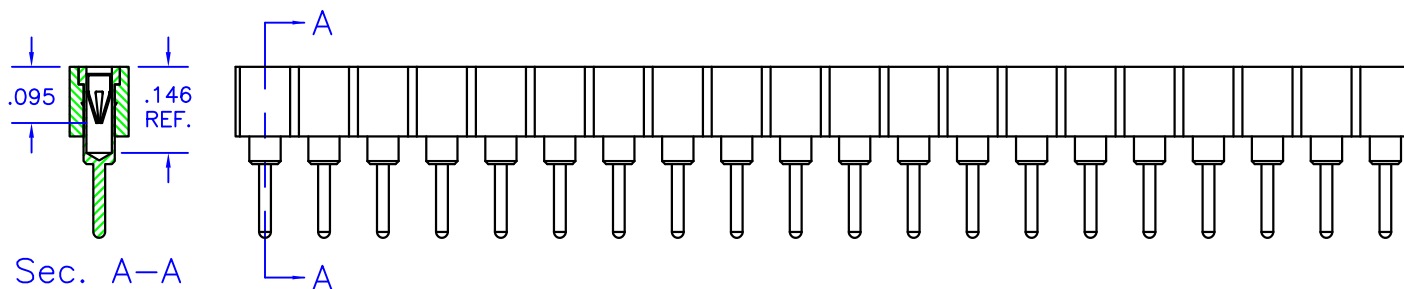
D

D



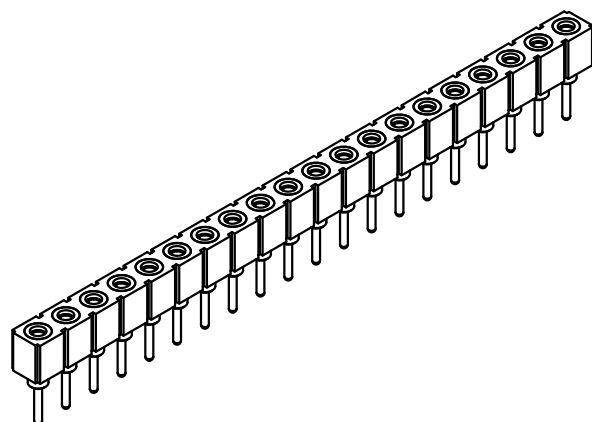
C

C



B

B



A

A

NOTES:

1. Unless otherwise noted, dimensions are in inches.
2. Shell: 360 brass, half-hard, with 200 μ m tin/lead over nickel
3. Contacts: Beryllium copper with 30 μ m gold over nickel
4. Body: Glass-filled black polyester, rated UL94V-0
5. Current rating: 3 amps, for 10°C temperature rise.
6. Solder mount in .028-.035 diameter hole.
7. Cut to length to suit application.
8. Mill-Max Part No. 310-93-120-41-001000

TOLERANCES - UNLESS OTHERWISE SPECIFIED
 .XX = ± 0.05 [.002]
 .XXX = ± 0.005 [.0002]
 ANG. = $\pm 2^\circ$



TITLE: **MATING SOCKET**
 FOR .015-.025 DIAMETER PINS
 SUBJECT: **MECHANICAL DRAWING**
 ENGINEER: **D-M** DRAWN BY: **P.ECK** DCA: **12437** SHL **1** OF **1**

MODEL: **MS06**
 FILENAME: **MS06** REV: **C** DATE: **14NOV12**

4

3

2

1