THESE DRAWINGS AND SPECIFICATIONS ARE THE PROPERTY OF ON-SHORE TECHNOLOGY, INC. AND SHALL NOT BE REPRODUCED, COPIED OR USED IN ANY MANNER WITHOUT THE PRIOR WRITTEN CONSENT OF ON-SHORE TECHNOLOGY, INC.

SIGN	DATE	DESCRIPTION	APPROVER

THIS IS CAD DRAWING, DO NOT REVISE MANUALLY!!!

Material

- Insulator (Body):Thermoplastic (UL94V-0)
- Insulator (Cover):Thermoplastic (UL94V-0)
- Terminal screw:Steel Zinc plating "-" slot type
- Terminal body:Brass(CuZn) Ni plating
- Contact Pin: Brass, Tin plated

Electrical

- Voltage rating: 300VAC
- Current rating: 20A
- Wire range:
  Solid wire(AWG): 12-24
  Stranded wire(AWG): 12-24
- Torque: 4Lb-In
- Screw: M3
- Wire strip length: 7-8mm
- Withstanding Voltage: 1.6KV
- Operating temperature: -40°C to +115°C

RoHS Compliant

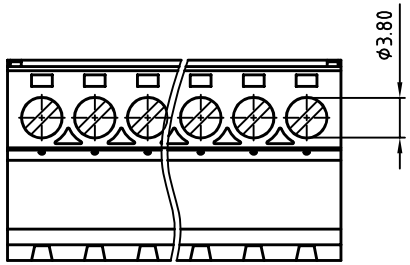

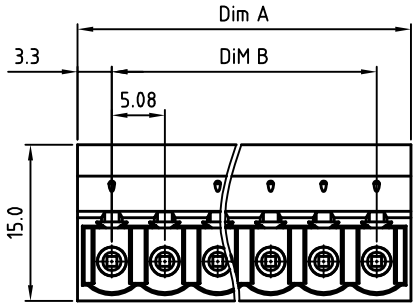

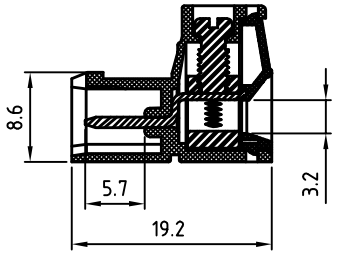

PART NUMBER:

OSTV8XX5150

No. of Poles
- 02 2 Poles
- 03 3 Poles
- ... ...
- 24 24 Poles

COLOR
- 0: Black
- 5: Green (Standard)
- 6: Blue
- 8: Grey

Poles	2	3	4	5	6	7	8	9	10	11	12	13
Dim A	11.66	16.74	21.82	26.90	31.98	37.06	42.14	47.22	52.30	57.38	62.46	67.54
Dim B	5.08	10.16	15.24	20.32	25.40	30.48	35.56	40.64	45.72	50.80	55.88	60.96
TOL	±0.15					±0.20						

Poles	14	15	16	17	18	19	20	21	22	23	24
Dim A	72.62	77.70	82.78	87.86	92.94	98.02	103.10	108.18	113.26	118.34	123.42
Dim B	66.04	71.12	76.20	81.28	86.36	91.44	96.52	101.60	106.68	111.76	116.84
TOL	±0.25					±0.25					

ON-SHORE TECHNOLOGY, INC.

TITLE	OSTV8 5.08 Series without flange				
PART NO.	OSTV8XX5150			DWG NO.	OSTV8XX5150.DWG
APPROVED	CHECKED	DESIGNED	DRAWN	CUST NO.	
	Marvin 2008.06.06	Marvin 2008.06.06	Tason 2007,10,30	UNIT: mm SCALE: NONE SHEET: 01/01	REV.: B

Tolerance	
X.	±0.50
X.X	±0.30
X.XX	±0.10
X°	±1°