samtec

TIGER EYE SYSTEM™

(1,27 mm) .050"

FSH, SFMH SERIES



HIGH RELIABLE HORIZONTAL SMT

Mates with:
SFMH

SPECIFICATIONS

For complete specifications and recommended PCB layouts see www.samtec.com?FSH

Insulator Material:
Black Liquid Crystal Polymer
FILE NO. E111594
Terminal Material:
Phosphor Bronze
Plating:
Sn or Au over 50µ" (1,27 µm) Ni
Current Rating:
1.75A per contact @ 80°C ambient
Operating Temp Range:
-55°C to +125°C
RoHS Compliant:
Yes

Processing:

Lead-Free Solderable:
Yes
SMT Lead Coplanarity:
(0,15 mm) .006" max

Note: Some sizes, styles and options are non-standard, non-returnable.

FSH – 1 – NO. PINS PER ROW – 04 – PLATING OPTION – ROW OPTION – OPTIONS

NO. PINS PER ROW:
05, 10, 15, 20, 25
(–DH Option)
05, 10, 15, 20, 25, 30, 35, 40, 45
(–RA Option)
(Call Samtec for other sizes.)

PLATING OPTION:
–F = Gold flash on post, Matte Tin on tail
–L = 10µ" (0,25 µm) Gold on post, Matte Tin on tail

ROW OPTION:
–DH = Double Row Horizontal (Surface Mount)
–RA = Right Angle (Through-Hole)

OPTIONS:
–SL = Solder Locks
–C = (4,50 mm) .177" DIA Polyimide film Pick & Place Pad (10 positions minimum) not available with –RA option
–TR = Tape & Reel (Not available with –RA)

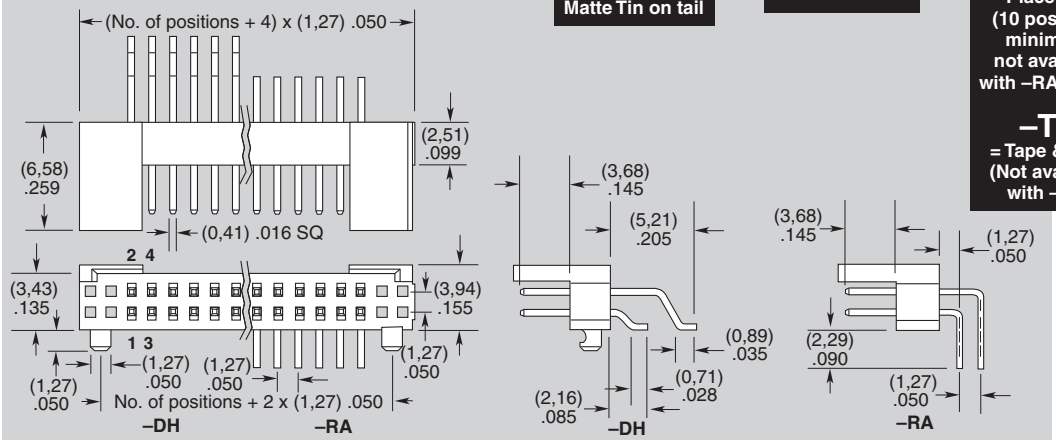

Mates with:
FTSH, FSH

SPECIFICATIONS

For complete specifications and recommended PCB layouts see www.samtec.com?SFMH

Insulator Material:
Black, LCP
FILE NO. E111594
Contact Material:
Phosphor Bronze
Plating:
Au over 50µ" (1,27 µm) Ni
Current Rating:
2A per contact @ 80°C ambient
Operating Temp Range:
-55°C to +125°C
Contact Resistance: 15 mΩ
Insertion Depth:
(3,35 mm) .132" to (4,57 mm) .180"
Insertion Force:
2.5 oz (0,69 N) average
Withdrawal Force:
2.0 oz (0,56 N) average
RoHS Compliant: Yes
Lead-Free Solderable: Yes
SMT Lead Coplanarity:
(0,10 mm) .004" max

TIGER EYE L·I·T·E™

APPLICATIONS
SFMH FSH
HORIZONTAL

SFMH – 1 – NO. PINS PER ROW – 02 – PLATING OPTION – D – OPTION

NO. PINS PER ROW:
05, 10, 15, 20, 25, 30, 35, 40, 45, 50

PLATING OPTION:
–L = 10µ" (0,25 µm) Gold on contact, Gold flash on tail

OPTION:
–LC = Locking Clip
–TR = Tape & Reel
–WT = Weld Tab (Not available with 35, 40, 45, 50 positions)

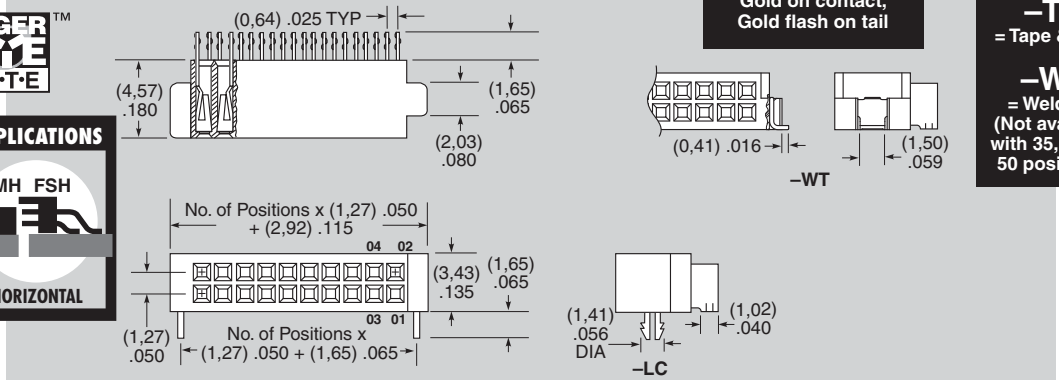

Due to technical progress, all designs, specifications and components are subject to change without notice.