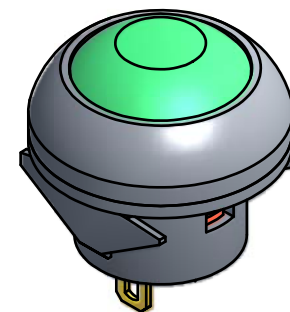
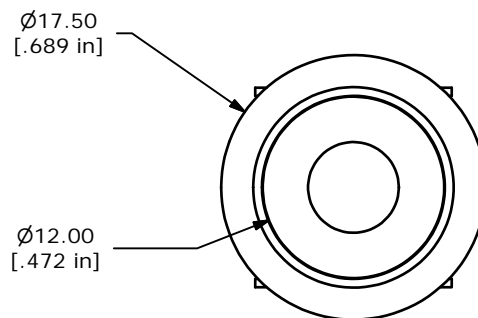


▲ **CIRCUIT: SPST**
OFF-(ON)
MOMENTARY

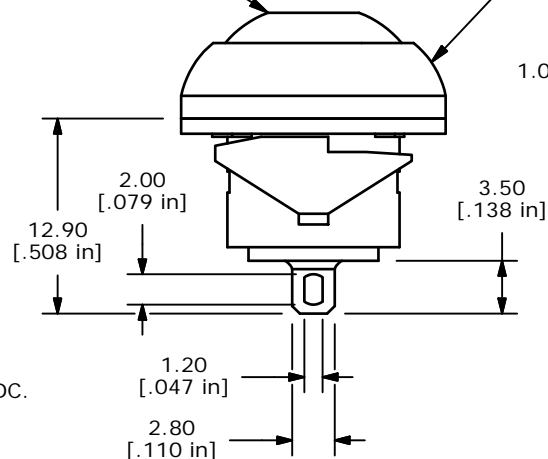
NOTE:

1. ALL DIMENSIONS IN MM [INCH]
2. GENERAL TOLERANCE: X.X=±0.4
X.XX=±0.25
3. TERMINAL NUMBERS FOR REF ONLY
4. CIRCUIT: SPST OFF-MOMENTARY ON
5. CONTACT MATERIAL: GOLD over SILVER
- ▲ 6. RATING: 125mA @ 125 VAC
100mA @ 50 VDC
- ▲ 7. ELECTRIC LIFE: 500,000 CYCLES AT FULL LOAD
8. CONTACT RESISTANCE: 50 milli-OHM max. (INITIAL)
9. INSULATION RESISTANCE: 1,000 MEGA-OHM min. @ 500VDC.
10. DIELECTRIC STRENGTH: 1,000 VAC rms.
- ▲ 11. OPERATING FORCE: 350 gf +/- 150 gf
12. OPERATING TEMPERATURE: -30°C TO +85°C.
13. CONTACT BOUNCE: 10ms MAX.
- ▲ 14. TRAVEL: 1.5mm
15. PANEL THICKNESS RANGE: 0.8 - 1.8 mm.
16. ▲ DENOTES CRITICAL PARAMETER.
17. 2002/95/ED (ROHS) COMPLIANT
18. HARDWARE INCLUDED:
1. T081100 RUBBER SEAL (1)
19. SEAL RATING: IP65

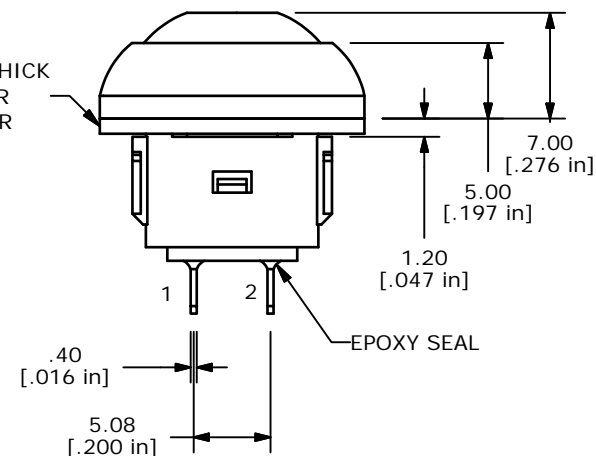


▲ **BUTTON**
COLOR GREEN

HOUSING
BLACK



1.0 [.04] THICK
RUBBER
WASHER



E-SWITCH®

TITLE RP8100B1M1CEBLKGRNNIL

SCALE 2=1

DATE 5/6/2011

DR BMA

DWG ST081045

REV A

THE INFORMATION CONTAINED IN THIS DOCUMENT IS PROPRIETARY
TO E-SWITCH AND IS NOT TO BE COPIED OR TRANSFERRED