

SINGLE-ENDED OUTPUT SILICON OSCILLATOR

Features

- Quartz-free, MEMS-free, and PLL-free all-silicon oscillator
- Any output frequencies from 0.9 to 200 MHz
- Short lead times
- Excellent temperature stability (± 20 ppm)
- Highly reliable startup and operation
- High immunity to shock and vibration
- Low jitter: <1.5 ps rms
- 0 to 85 °C operation includes 10-year aging in hot environments
- Footprint compatible with industry-standard 3.2 x 5.0 mm XOs
- CMOS and SSTL versions available
- Driver stopped, tri-state, or powerdown operation
- RoHS compliant
- 1.8, 2.5, or 3.3 V options
- Low power
- More than 10x better fit rate than competing crystal solutions



Specifications

Parameters	Condition	Min	Typ	Max	Units
Frequency Range		0.9	—	200	MHz
Frequency Stability	Temperature stability, 0 to +70 °C	—	± 10	—	ppm
	Temperature stability, 0 to +85 °C	—	± 20	—	ppm
	Total stability, 0 to +70 °C operation ¹	—	—	± 150	ppm
	Total stability, 0 to +85 °C operation ²	—	—	± 250	ppm
Operating Temperature	Commercial	0	—	70	°C
	Extended commercial	0	—	85	°C
Storage Temperature		-55	—	+125	°C
Supply Voltage	1.8 V option	1.71	—	1.98	V
	2.5 V option	2.25	—	2.75	V
	3.3 V option	2.97	—	3.63	V

Notes:

1. Inclusive of 25 °C initial frequency accuracy, operating temperature range, supply voltage change, output load change, first-year aging at 25 °C, shock, vibration, and one solder reflow.
2. Inclusive of 25 °C initial frequency accuracy, operating temperature range, supply voltage change, output load change, ten-year aging at 85 °C, shock, vibration, and one solder reflow.
3. See “AN409: Output Termination Options for the Si500S and Si500D Silicon Oscillators” for further details regarding output clock termination recommendations.
4. $V_{TT} = .5 \times V_{DD}$.
5. $V_{TT} = .45 \times V_{DD}$.

Si500S

Parameters	Condition	Min	Typ	Max	Units
Supply Current	1.8 V option, 40 pF, 40 MHz, CMOS	—	13.9	16	mA
	1.8 V option, 10 pF, 200 MHz, CMOS	—	16.7	19	mA
	2.5 V option, 40 pF, 40 MHz, CMOS	—	15.8	18	mA
	2.5 V option, 10 pF, 200 MHz, CMOS	—	19.3	22	mA
	3.3 V option, 40 pF, 40 MHz, CMOS	—	17.7	20	mA
	3.3 V option, 10 pF, 200 MHz, CMOS	—	21.5	24	mA
	SSTL-3.3, 200 MHz	—	18.1	20.2	mA
	SSTL-2.5, 200 MHz	—	18.0	19.7	mA
	SSTL-1.8, 200 MHz	—	16.8	18.7	mA
	Output Stopped, CMOS	—	11.8	13.1	mA
	Tri-State	—	9.7	10.7	mA
Powerdown	—	1.0	1.9	mA	
Output Symmetry	$0.5 \times V_{DD}$	$46 - 13 \text{ ns}/T_{CLK}$	—	$54 + 13 \text{ ns}/T_{CLK}$	%
Rise and Fall Times ³	CMOS, $C_L = 15 \text{ pF}$ measured from 20 to 80% of V_{DD}	—	1.4	2.0	ns
	SSTL	—	—	0.6	ns
CMOS Output Voltage	V_{OH} , sourcing 9 mA	$V_{DD} - 0.5$	—	—	V
	V_{OL} , sinking 9 mA	—	—	0.5	V
SSTL-1.8 Output Voltage ⁴	V_{OH}	$V_{TT} + 0.375$	—	—	V
	V_{OL}	—	—	$V_{TT} - 0.375$	V
SSTL-2.5 Output Voltage ⁴	V_{OH}	$V_{TT} + 0.48$	—	—	V
	V_{OL}	—	—	$V_{TT} - 0.48$	V
SSTL-3.3 Output Voltage ⁵	V_{OH}	$V_{TT} + 0.48$	—	—	V
	V_{OL}	—	—	$V_{TT} - 0.48$	V
Powerup Time	From time V_{DD} crosses min spec supply	—	—	2	ms
OE Deassertion to Clk Stop		—	—	$250 + 3 \times T_{CLK}$	ns
Return from Output Driver Stopped Mode		—	—	$250 + 3 \times T_{CLK}$	ns
Return from Tri-State Time		—	—	$12 + 3 \times T_{CLK}$	μs
Return from Powerdown Time		—	—	2	ms
Period Jitter (1-sigma)	SSTL ³	—	1	2	ps RMS
Integrated Phase Jitter	1 MHz – $0.4 \times F_{OUT}$, SSTL or CMOS and $C_L \leq 7 \text{ pF}$, $F_{OUT} > 2.5 \text{ MHz}$	—	0.7	1.5	ps RMS

Notes:

1. Inclusive of 25 °C initial frequency accuracy, operating temperature range, supply voltage change, output load change, first-year aging at 25 °C, shock, vibration, and one solder reflow.
2. Inclusive of 25 °C initial frequency accuracy, operating temperature range, supply voltage change, output load change, ten-year aging at 85 °C, shock, vibration, and one solder reflow.
3. See “AN409: Output Termination Options for the Si500S and Si500D Silicon Oscillators” for further details regarding output clock termination recommendations.
4. $V_{TT} = .5 \times V_{DD}$.
5. $V_{TT} = .45 \times V_{DD}$.

Package Specifications

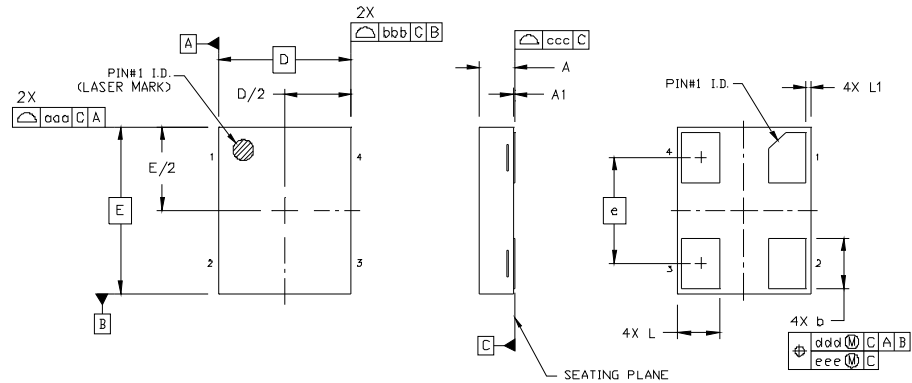


Table 1. Package Diagram Dimensions (mm)

Dimension	Min	Nom	Max
A	0.80	0.85	0.90
A1	0.00	0.03	0.05
b	1.15	1.20	1.25
D	3.20 BSC		
e	2.54 BSC		
E	4.00 BSC		
L	0.95	1.00	1.05

Dimension	Min	Nom	Max
L1	0.00	0.05	0.10
aaa			0.10
bbb			0.10
ccc			0.08
ddd			0.10
eee			0.05

Table 2. Pad Connections

1	OE
2	GND
3	Output
4	VDD

Table 3. Tri-State/Powerdown/Driver Stopped Function on OE (3rd Option Code)

	A	B	C	D	E	F
Open	Active	Active	Active	Active	Active	Active
1 Level	Active	Tri-State	Active	Power-down	Active	Driver Stopped
0 Level	Tri-State	Active	Power-down	Active	Driver Stopped	Active

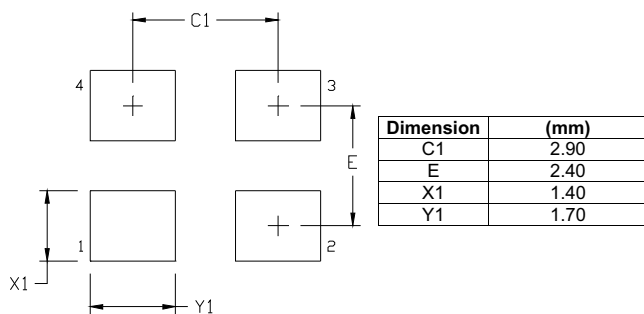
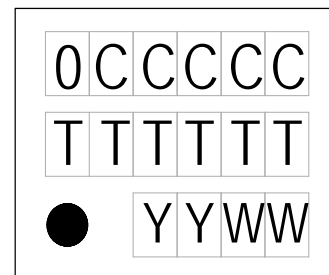


Figure 1. Recommended Land Pattern



0 = Si500
 CCCCC = mark code
 TTTTTT = assembly manufacturing code
 YY = year
 WW = work week

Figure 2. Top Mark

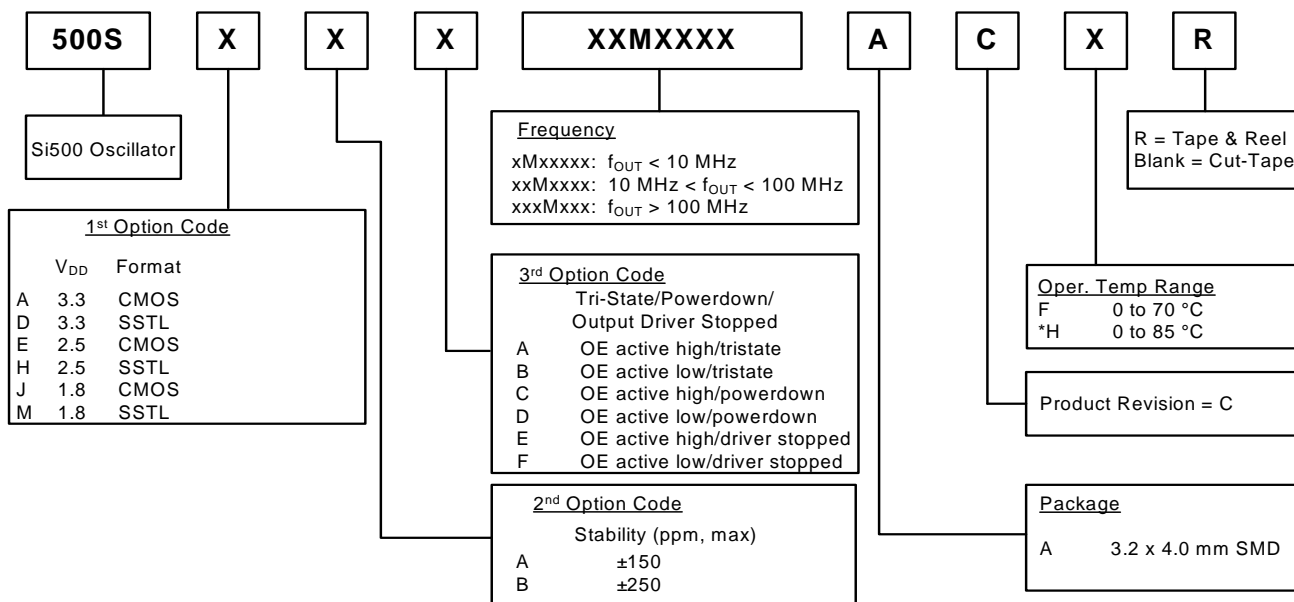
Si500S

Environmental Compliance

Parameter	Conditions/Test Method
Mechanical Shock	MIL-STD-883, Method 2002.4
Mechanical Vibration	MIL-STD-883, Method 2007.3 A
Resistance to Soldering Heat	MIL-STD-202, 260 C° for 8 seconds
Solderability	MIL-STD-883, Method 2003.8
Damp Heat	IEC 68-2-3
Moisture Sensitivity Level	J-STD-020, MSL 3

Ordering Information

The Si500S supports a variety of options including frequency, output format, supply voltage, and tri-state/powerdown/output driver stopped mode. Specific device configurations are programmed into the Si500S at time of shipment. Configurations are specified using the figure below. Silicon Labs provides a web-based part number utility that can be used to simplify part number configuration. Refer to www.silabs.com/SiliconXOPartnumber to access this tool. The Si500S silicon oscillator is supplied in a ROHS-compliant, 4-pad, 3.2 x 4.0 mm package. Tape and reel packaging is available as an ordering option.



*Note: Only ±250 ppm is supported.

DOCUMENT CHANGE LIST

Revision 0.3 to Revision 0.4

- Revision B to Revision C updated in Ordering Information
- 0 to 85 °C Operating Temperature Range option added
- Multiple CMOS output format codes removed

Revision 0.4 to Revision 1.0

- Clarified SSTL specifications.
- Revised CMOS supply current max values .

Revision 1.0 to Revision 1.1

- Updated Ordering information for ± 250 ppm from 0 to +85 °C.
- Updated jitter from 1.5 ps to 1.5 ps rms.
- Updated operating temperature to include extended commercial at 0 to +85 °C.

CONTACT INFORMATION

Silicon Laboratories Inc.

400 West Cesar Chavez
Austin, TX 78701
Tel: 1+(512) 416-8500
Fax: 1+(512) 416-9669
Toll Free: 1+(877) 444-3032

Please visit the Silicon Labs Technical Support web page:
<https://www.silabs.com/support/pages/contacttechnicalsupport.aspx>
and register to submit a technical support request.

The information in this document is believed to be accurate in all respects at the time of publication but is subject to change without notice. Silicon Laboratories assumes no responsibility for errors and omissions, and disclaims responsibility for any consequences resulting from the use of information included herein. Additionally, Silicon Laboratories assumes no responsibility for the functioning of undescribed features or parameters. Silicon Laboratories reserves the right to make changes without further notice. Silicon Laboratories makes no warranty, representation or guarantee regarding the suitability of its products for any particular purpose, nor does Silicon Laboratories assume any liability arising out of the application or use of any product or circuit, and specifically disclaims any and all liability, including without limitation consequential or incidental damages. Silicon Laboratories products are not designed, intended, or authorized for use in applications intended to support or sustain life, or for any other application in which the failure of the Silicon Laboratories product could create a situation where personal injury or death may occur. Should Buyer purchase or use Silicon Laboratories products for any such unintended or unauthorized application, Buyer shall indemnify and hold Silicon Laboratories harmless against all claims and damages.

Silicon Laboratories and Silicon Labs are trademarks of Silicon Laboratories Inc.
Other products or brandnames mentioned herein are trademarks or registered trademarks of their respective holders.