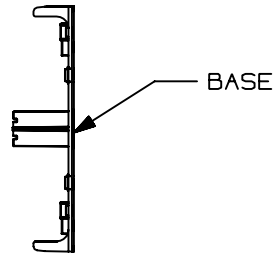
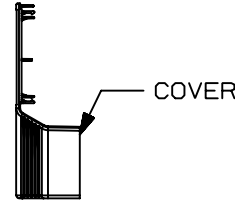
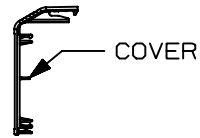
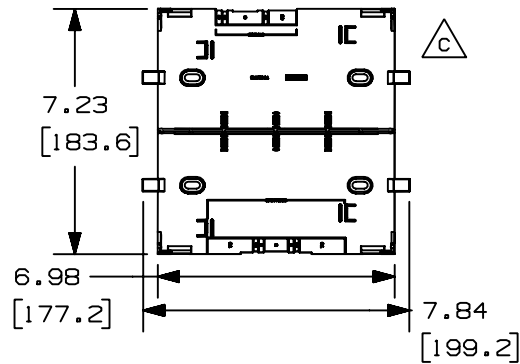
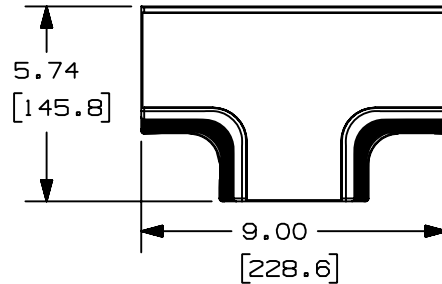



THIS COPY IS PROVIDED ON A RESTRICTED BASIS AND IS NOT TO BE USED IN ANY WAY DETRIMENTAL TO THE INTERESTS OF PANDUIT CORP.

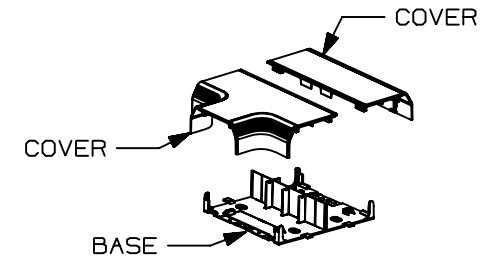


PANDUIT P/N	WEIGHT
T702TR	8.6 LB/10 PCS (3.8 g/10 PCS)



NOTES:

1. SEE CURRENT CATALOG FOR ADDITIONAL PART SUFFIXES TO INDICATE COLOR AND OR PACKAGE QUANTITY.
2. THIS PRODUCT IS FEATURED WITH THE TIA/EIA COMPLIANT BEND RADIUS.
3. BREAKOUTS FOR LD3, LD5, LD10, T45 AND T-70 RACEWAYS.
4. COVER IS EXTENDED OUT AND DOWN AROUND SIDES OF BASE WHEN ASSEMBLED.
5. USE INSERT T702TRI, FOR DIVIDED TRANSITIONS.
6. DIMENSIONS IN PARENTHESES ARE IN METRIC.



CAD FILENAME/LAYERS

D34866EC\_DC\_T702TR\_02

PANDUIT

CORP. TINLEY PARK, ILLINOIS

TWIN-70 TRANSITION  
(T702TR)  
CUSTOMER DRAWING

UNLESS OTHERWISE SPECIFIED,  
DIMENSIONAL TOLERANCES ARE:  
(.X) ± .03 (.XXX) ± .03  
(.XX) ± .03 (.8) ANGLES ±

UNLESS OTHERWISE SPECIFIED,  
ALL DIMENSIONS ARE GIVEN  
IN INCHES, THIRD ANGLE PROJECTION.

DRAWN BY  
DW

MAT'L:

SCALE

NONE

DATE  
04-07-98

PVC

DRAWING NO.

34866-91

DWG

SIZE

CHECKED BY  
HIW



REV	DATE	BY	CHK	DESCRIPTION	ECN	CHK	CUST	SUP
2	01-13-00	JHNU	BKR	C. REVISED GEOMETRY FOR T45 BREAKOUT B. ADDED T45 TO NOTE 3	34866-91	HIW	HIW	
1	07-29-99	DW	HIW	A. REVISED MATERIAL AND WEIGHT.	34866-91	HIW	HIW	
R	04-07-98	DW	HIW	RELEASED TO PRODUCTION.	34866-91	HIW	HIW	