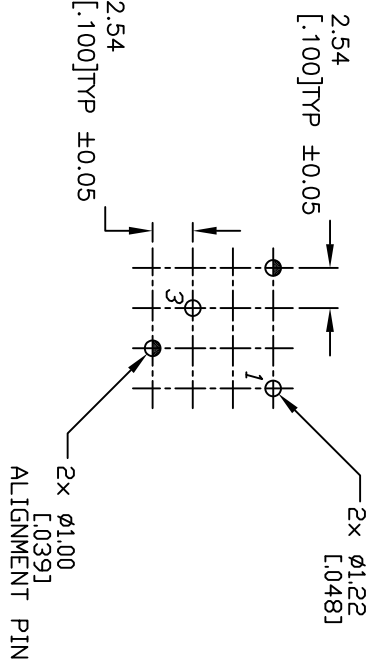
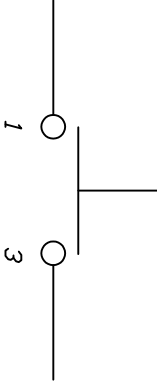
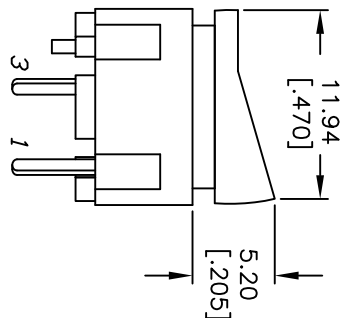
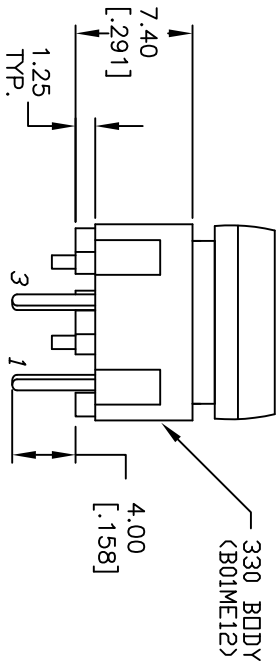
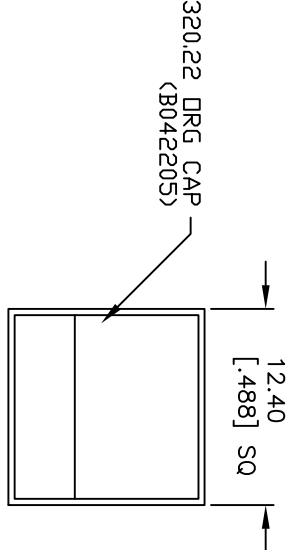


TOP VIEW -SHOW ORIENTATION OF LEGENDS
IN RESPECT TO THE PCB PIN TERMINALS.



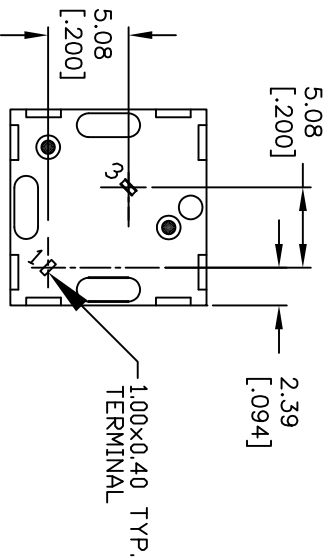
RECOMMENDED P.C.B. LAYOUT



CIRCUIT: SPST
CONTACT CONFIGURATION

NOTES:

1. ALL DIMENSIONS IN MM [INCH]
2. GENERAL TOLERANCE: X.X=±0.4
X.XX=±0.25
3. TERMINAL NO'S FOR REFERENCE ONLY.
4. RATING: 25ma, @50VDC
5. MATERIALS: TERMINALS GOLD PLATED
6. OPERATING FORCE: 120gf
7. TRAVEL TO MAKE: 0.7mm
8. OPERATING TEMP: -25° TO 75°C



TITLE				330.22 E1-1 DRG (Gold Contacts)			
SCALE				DATE			
2:1				10/29/01			
DR				CJC			
DWG				XB0881P			
REV				B			