REV.	K

UNLESS OTHERWISE NOTED
DIMENSIONS ARE IN INCHES — TOLERANCES ARE:
ONE PLACE DECIMALS ±.1[2.5] THREE PLACE DECIMALS ± .005 [.13]
TWO PLACE DECIMALS ±.01[.25] FOUR PLACE DECIMALS ±.0020[.05]
ANGLES ± 2°

TITLE: 2mm TERMINAL STRIP ASSEMBLY

DWG NO: YTW-XX-XX-XXX-X-XXX-XXX-XXX-XX
SHEET 3 OF 3

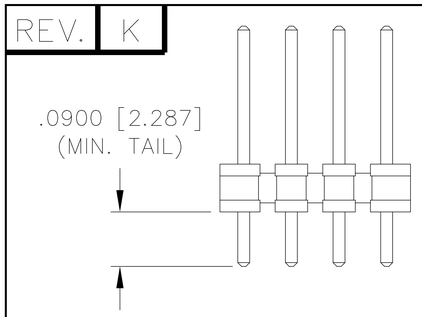

IN PROCESS 1

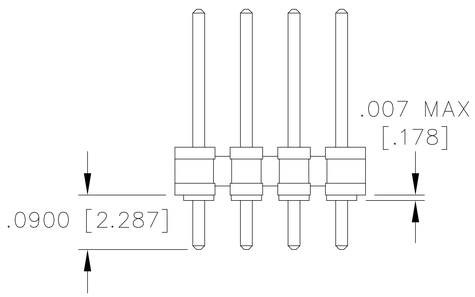

IN PROCESS 2

RE-PRESS TO
DESIRED TAIL (.300 MAX) .

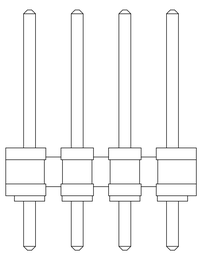

IN PROCESS 3

MOUNT
STACKER
BODY

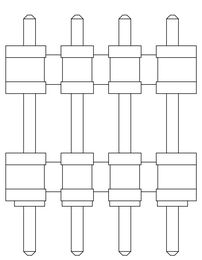

IN PROCESS 4

FIG. 2

** –MW: METAL WASHER
(ONE PER POSITION)
(30 POS MAX)

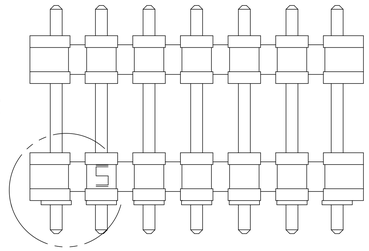

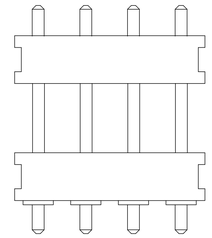

–Q

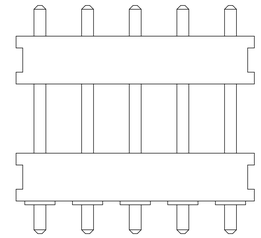

–5 ROW

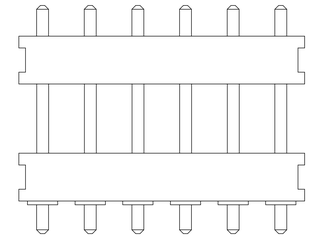

–6 ROW

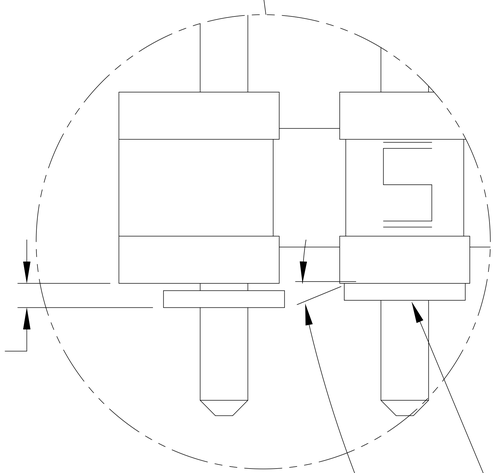

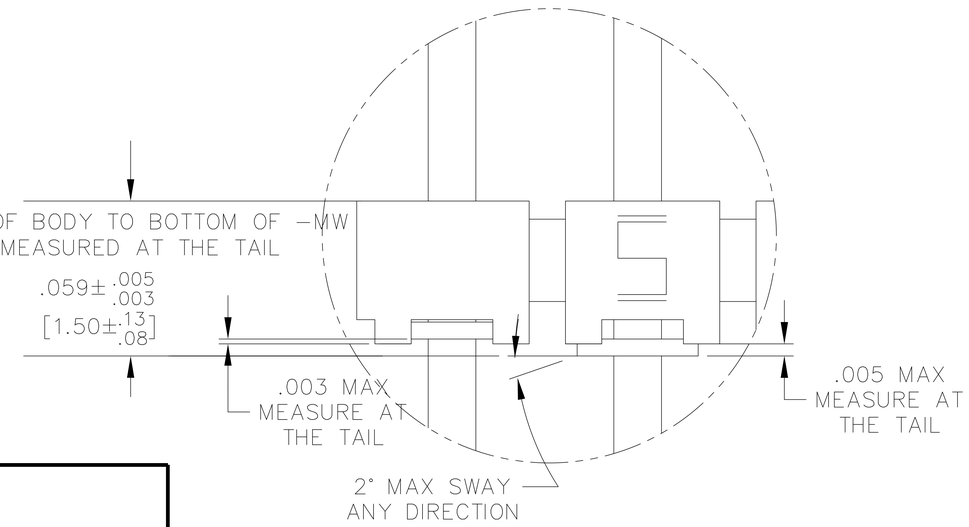

–QUAD ROW WITH TMM–50–Q BODY.
(.120 – .160 BOARD SPACE)
(SEE –Q: UNDER ROW OPTION IN PART CALLOUT)

SQT–01–MW–T

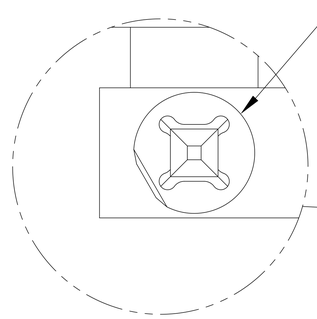

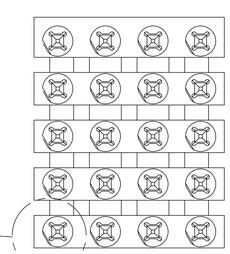

–Q

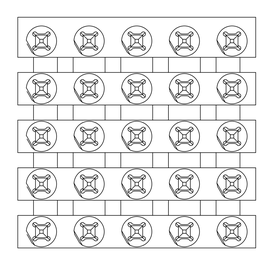

–5 ROW

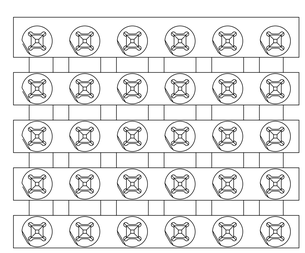

–6 ROW

*** – MW OPTION, DO NOT DESIGN IN. SAMTEC WILL ONLY SUPPORT EXISTING BUSINESS 2/11/02.***

PROPRIETARY NOTE

THIS DOCUMENT CONTAINS INFORMATION CONFIDENTIAL AND PROPRIETARY TO SAMTEC INC. AND SHALL NOT BE REPRODUCED OR TRANSFERRED TO OTHER DOCUMENTS OR DISCLOSED TO OTHERS OR USED FOR ANY PURPOSE OTHER THAN THAT FOR WHICH IT WAS OBTAINED WITHOUT THE EXPRESSED WRITTEN CONSENT OF SAMTEC INC.

PLOT SCALE 1=.2

EXISPROD\ASSEMBLY\2MM
YTWASM3

samtec
520 PARK EAST BLVD. NEW ALBANY, INDIANA 47150
PHONE (812) 944–6733 P.O. BOX 1147
CODE 55322

MADE BY: BRYANT 02/09/99

YTW-XX-XX-XXX-X-XXX-XXX-XXX-XX
SHEET 3 OF 3