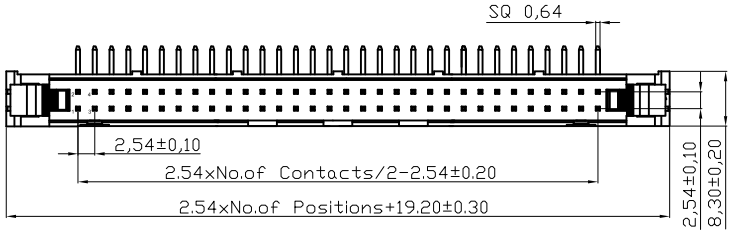

Special(with fixing holes) ⑥

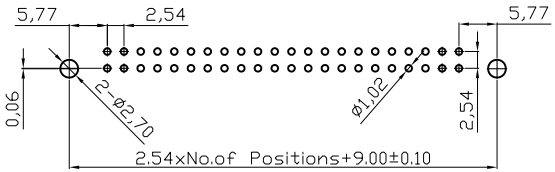

Standard

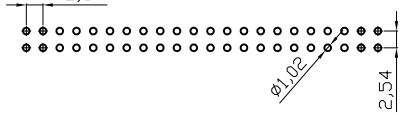

Recommended P.C.B Layout(Top Side)
(PCB BOARD TOLERANCE±0.05)

NOTES:

MATERIAL
1.Insulator Material:PBT+30%G.F,(UL94V-0), Grey
2.Contact Material : Brass
3.Contact Plating : Gold Flash / Tin Over Ni
ELECTRICAL
1.Current Rating : 3.0AMP
2.Withstand Voltage : 1000V AC/minute
3.Contact Resistance : 20mΩ max
4.Insulation Resistance: 1000MΩ min
ENVIRONMENTAL
1.Operation Temperature: -40°C to +105°C
2.Packing : Tray
3.No side slot "A" and "B" from 6 to 16 pin
No side slot "A" from 18 to 58 pin

Ordering Information

AWH xxA-02x2-T

③ No. of Contacts
06 08
10 12
14 16
18 20
24 26
30 34
40 50
60 64

Latch Type
0(w/o latch)
2(with short latch)
3(with long latch)

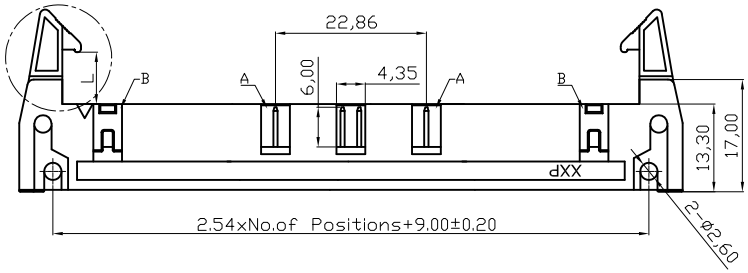

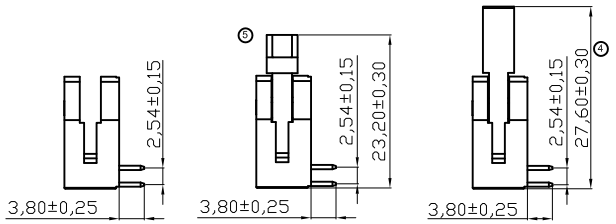

without Latch
with short Latch
with long Latch

Dimension L

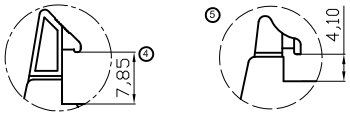

Long Latch
Short Latch

RoHS compliant

Scale	1:1
TOLERANCE	
X.X	±0.40
X.XX	±0.25
X.XXX	±0.15
Angle	±3°

Id.	Modification	Date	Name
⑥	Add special PCB layout	07.12.2010	Alex
⑤	Correct drawing of short latch	05.05.2010	Dean
④	Change dimension	27.10.2009	Dean
③	Correct No. of contacts	29.06.2009	Dean
②	Update	21.05.2009	Rale
①	Drawn	25.01.2006	Alex

	Date	Name
Drawn	25.01.2006	Alex
Approved	07.12.2010	Gerber

ASSMANN WSW components

Customer-No.

ASSMANN WSW-No.
AWH xxA-02x2-T

Drawing-No.
ASS 2311 CO

rev06

Replace

Sheet

SV79